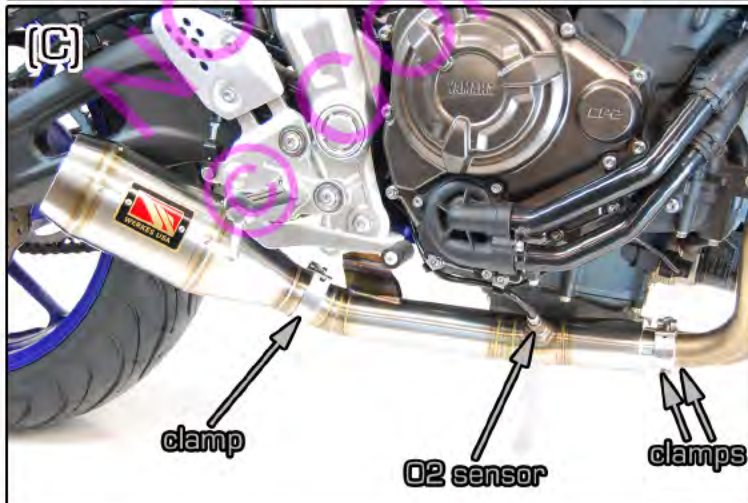
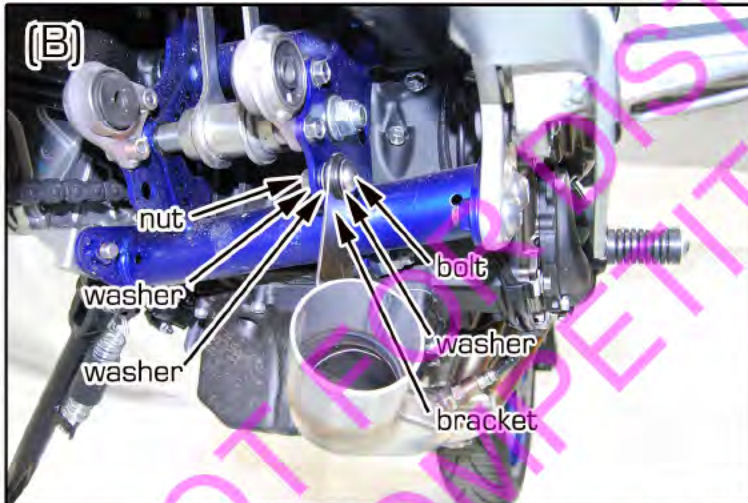





YAMAHA FZ-07 GP Exhaust

<<<<<< IT IS RECOMMENDED THAT THIS PRODUCT BE INSTALLED BY A QUALIFIED TECHNICIAN >>>>>>

(800)736-2114



- 1) Mark exhaust tubes 1/2" forward of first weld. *FIG (A)
- 2) Remove O2 sensor. *FIG (A)
- 3) Cut exhaust tubes at marks using Sawzall or similar.
- 4) Remove exhaust canister (2-bolts). *NOTE* Rearsets may need to be removed to access these bolts.
- 5) Mark head pipes for identification and remove. Set gaskets aside for reuse later.
- 6) Deburr cuts to head pipes using file or sander. Make sure the pipe ends look round, tap on high points with hammer as needed. *NOTE* The rounder the pipe the better the fit will be.
- 7) Place clamp and flange on each head pipe and insert them into Collector Pipe approximately 1.25".
- 8) Prefit head pipes to heads, aligning Collector Pipe bracket to hole in frame. See *FIG (B). Once you're comfortable with the fit, pull it away. Put some grease on the head gaskets and reposition them into heads.
- 9) Install head pipes. Finger tighten flanges.
- 10) Install Collector Pipe to frame with supplied hardware. Place washers next to bolthead and nut. Put the third washer between frame and bracket *FIG (B). Leave this hardware loose.
- 11) Install WerkesUSA Canister with supplied clamp. *FIG (C) Adjust for clearance and badge placement.
- 12) Tighten all hardware and install O2 sensor.
- 13) Double check brake lever for clearance.
- 14) Wipe down entire exhaust with WD-40 or similar.
- 15) Start engine and enjoy!

PARTS LIST:

- | | |
|--------------------|-------------------|
| 1- GP Canister | 1- Collector Pipe |
| 2- 1.5" Clamps | 1- 2" Clamp |
| 1- 8x25 Allen Bolt | 3- Washers |
| | 1- 8mm Nut |

****IMPORTANT**** To insure uniform coloring thoroughly clean with WD-40 or like product before starting motorcycle ****IMPORTANT****

The purchaser releases Competition Werkes Inc. from all liabilities pertaining to the installation and use of purchased parts. Purchaser recognizes that any alteration and/or modifications to the vehicle may increase the risk of injury or accident, and may also render the vehicle illegal for use on public roads.

WY700-S