




<<<<<< IT IS RECOMMENDED THAT THIS PRODUCT BE INSTALLED BY A QUALIFIED TECHNICIAN >>>>>>

(800)736-2114

# Triumph Speed Triple 1200 slip-on exhaust



#### REMOVAL:

- 1) Remove belly pan and heat shield (slide heat shield forward).
- 2) Remove stock exhaust canister (1- bolt, 2- clamps). \*FIG (A)
- 3) Remove servo motor from subframe \*FIG (B). **\*\*NOTE\*\*** This step requires patience, proper tools, and good lighting.
- 4) Remove servo motor cover (Phillips screws).
- 5) Remove cables and unplug servo motor.
- 6) Remove Exhaust Chamber (1- bolt, 1- clamp). \*FIG (A)

#### INSTALL:

- 1) Plug-in Servo Eliminator and secure with zip-tie. \*FIG (C)
- 2) Install Exhaust Hanger Bracket to brake mount bolts. \*FIG (D)
- 3) Secure Heat Shield Mounting Bracket (2- bolts). FIG (E)
- 4) Install WerkesUSA Exhaust Canister (1- bolt, 1- clamp).
- 5) Install heat shield and belly pan.
- 6) Clean exhaust of finger prints and grime with WD-40 (or similar).



**"IMPORTANT"** To insure uniform coloring thoroughly clean with WD-40 or like product before starting motorcycle **"IMPORTANT"**

The purchaser releases Competition Werkes Inc. from all liabilities pertaining to the installation and use of purchased parts. Purchaser recognizes that any alteration and/or modifications to the vehicle may increase the risk of injury or accident, and may also render the vehicle illegal for use on public roads.

WT1200







<<<<<< IT IS RECOMMENDED THAT THIS PRODUCT BE INSTALLED BY A QUALIFIED TECHNICIAN >>>>>>

**(800)736-2114**

**PARTS LIST:**

- 1- WerkesUSA GP Exhaust Canister
- 1- Exhaust Hanger Bracket
- 1- Heat Shield Mounting Bracket
- 1- Servo Eliminator
- 1- 2" Exhaust Clamp
- 1- 8x20 Allen Bolt
- 1- 8mm Loc-nut
- 2- 8mm Washers
- 1- Grommet with Spacer



**"IMPORTANT"** To insure uniform coloring thoroughly clean with WD-40 or like product before starting motorcycle **"IMPORTANT"**

The purchaser releases Competition Werkes Inc. from all liabilities pertaining to the installation and use of purchased parts. Purchaser recognizes that any alteration and/or modifications to the vehicle may increase the risk of injury or accident, and may also render the vehicle illegal for use on public roads.

**WT1200**