


# KTM 790 Duke

Delete Pipe



<<<<<< IT IS RECOMMENDED THAT THIS PRODUCT BE INSTALLED BY A QUALIFIED TECHNICIAN >>>>>>

(800)736-2114




**1)** Remove upper rear canister (1- bolt 1- clamp).

**2)** Remove upper bolt from shift linkage \*FIG (A).

**3)** Pivot shift linkage rearward to create access to sprocket cover.

**4)** Remove sprocket cover (3- bolts) \*FIG (A).



**5)** Remove kickstand assembly (2- bolts) \*FIG (B)

**6)** Remove lower canister (2- bolts shown in \*FIG (B), 1- bolt on opposite side, and 1- clamp). \*NOTE\* bushings on left side can easily be lost. We recommend storing them in a safe location for possible future use.

The purchaser releases Competition Werkes Inc. from all liabilities pertaining to the installation and use of purchased parts. Purchaser recognizes that any alteration and/or modifications to the vehicle may increase the risk of injury or accident, and may also render the vehicle illegal for use on public roads.

WKT790D


# KTM 790 Duke

Delete Pipe



<<<<<< IT IS RECOMMENDED THAT THIS PRODUCT BE INSTALLED BY A QUALIFIED TECHNICIAN >>>>>>

(800)736-2114




7) Install Lower Delete Section (1- stock clamp, 1- stock bolt, 1- supplied 8mm Flanged Nut) \*FIG (D). \*leave loose\*\*

8) Slip supplied Clamp onto Upper Delete Section.

9) Position Upper Delete Section onto Lower Delete Section. \*\* leave clamp loose\*\*

10) Install Upper Rear Canister (or slip-on) using stock bolt & clamp. \*FIG (D)



11) Align canister and delete sections as desired and tighten all clamps and hardware.

12) Clean exhaust of fingerprints and crime with WD-40 (or similar) before starting.

**PARTS LIST:**

- 1- Lower Delete Section
- 1- Upper Delete Section
- 1- 2" Clamp
- 1- 8mm Flanged Nut

The purchaser releases Competition Werkes Inc. from all liabilities pertaining to the installation and use of purchased parts. Purchaser recognizes that any alteration and/or modifications to the vehicle may increase the risk of injury or accident, and may also render the vehicle illegal for use on public roads.

WKT790D