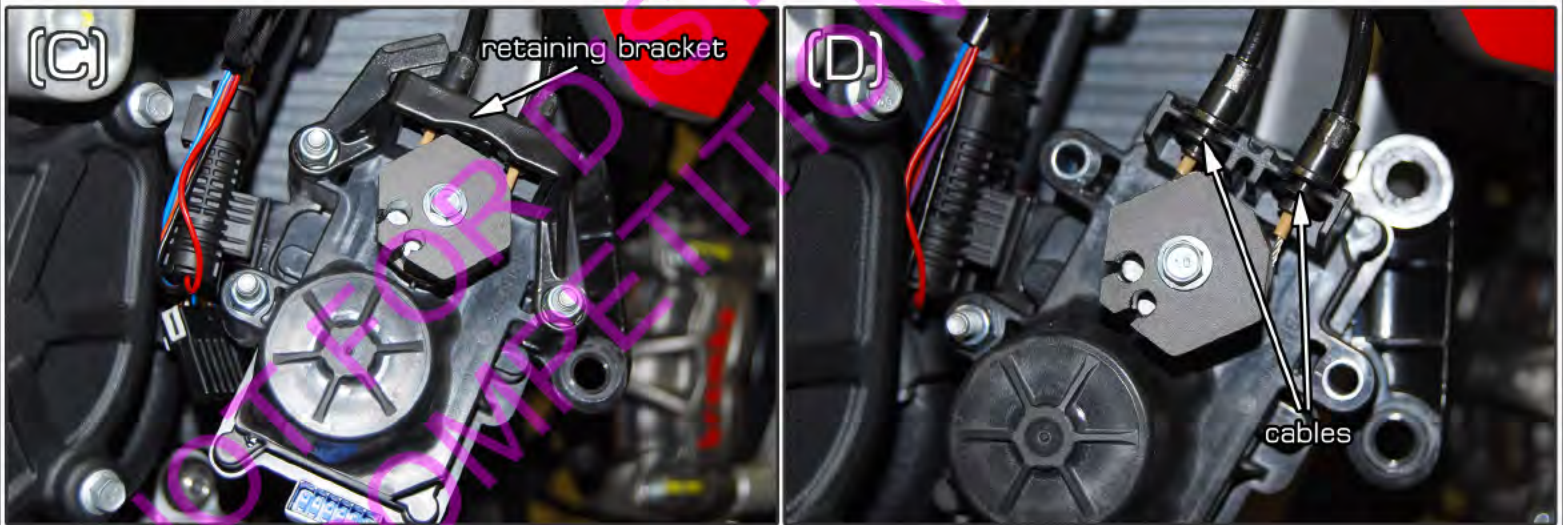
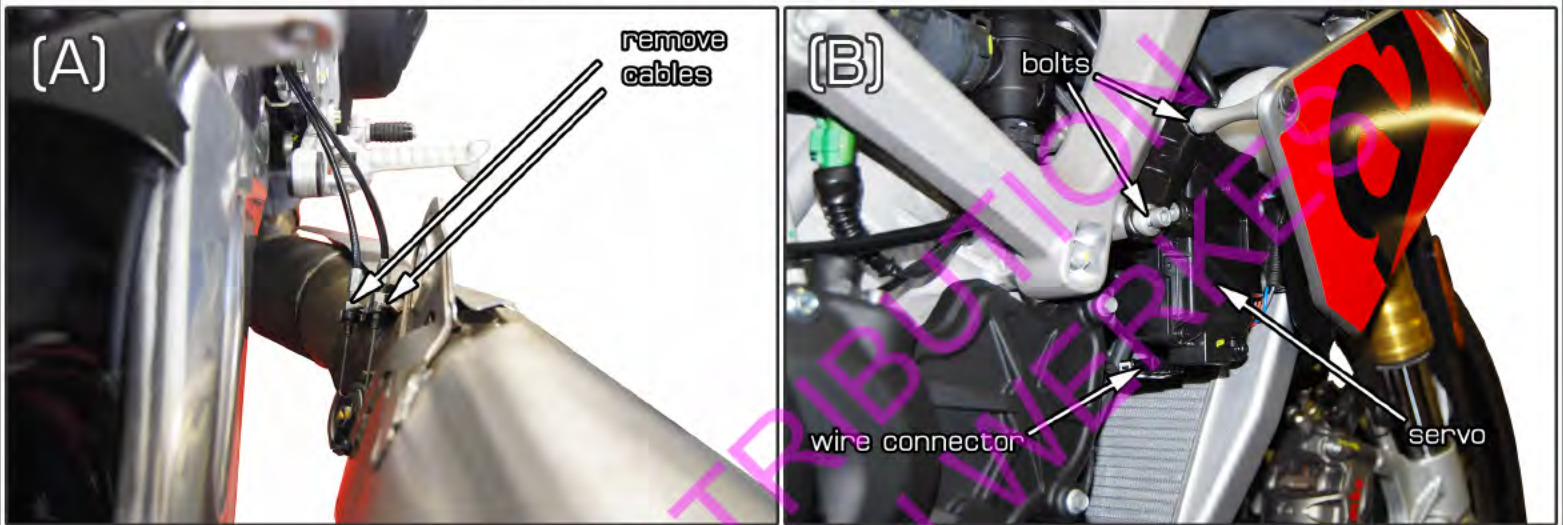




<<<<<< IT IS RECOMMENDED THAT THIS PRODUCT BE INSTALLED BY A QUALIFIED TECHNICIAN >>>>>>

APRILIA RSV4/TUONO



- REMOVAL:
- 1) Remove bolt and loosen clamp on exhaust canister. Slide canister back and roll it outward to expose exhaust valve cables *FIG (A). Remove cables from canister.
 - 2) Locate exhaust valve servo on right side of bike. Unplug the lowest wire connector and remove bolts *FIG (B). Flip servo around to expose the back side.
 - 3) Remove retaining bracket from servo (2- nuts) shown in *FIG (C).
 - 4) Remove cables from servo. *FIG (D) Slide cables out and off rear of bike.

****IMPORTANT**** To insure uniform coloring thoroughly clean with WD-40 or like product before starting motorcycle ****IMPORTANT****

The purchaser releases Competition Werkes Inc. from all liabilities pertaining to the installation and use of purchased parts. Purchaser recognizes that any alteration and/or modifications to the vehicle may increase the risk of injury or accident, and may also render the vehicle illegal for use on public roads.



<<<<< IT IS RECOMMENDED THAT THIS PRODUCT BE INSTALLED BY A QUALIFIED TECHNICIAN >>>>>


APRILIA RSV4/TUONO

- INSTALL:
- 1) Remount retaining bracket to servo (2- nuts)
 - 2) Remount servo (2-bolts) and plug wire connector back in.
 - 3) Replace any fairings which may have been removed (depending on model).
 - 4) Install WerkesUSA exhaust canister using stock hardware and clamp.
 - 5) Clean exhaust of fingerprints and grime with WD-40 (or similar) before starting.
 - 6) Check hardware and clamp periodically

PARTS LIST:

- 1- WerkesUSA GP Canister

****IMPORTANT**** To insure uniform coloring thoroughly clean with WD-40 or like product before starting motorcycle ****IMPORTANT****



The purchaser releases Competition Werkes Inc. from all liabilities pertaining to the installation and use of purchased parts. Purchaser recognizes that any alteration and/or modifications to the vehicle may increase the risk of injury or accident, and may also render the vehicle illegal for use on public roads.