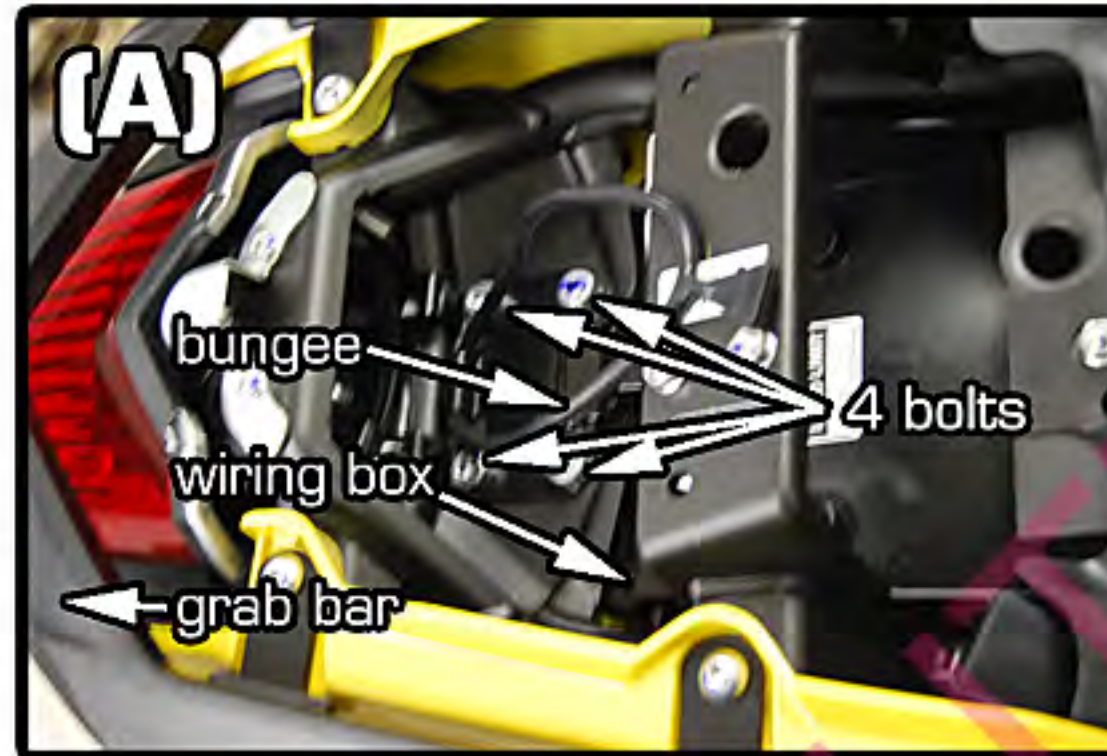


# 09 YAMAHA FZ6r

## Fender Eliminator

<<<<<< IT IS RECOMMENDED THAT THIS PRODUCT BE INSTALLED BY A QUALIFIED TECHNICIAN >>>>>>


REMOVE: Rear seat (key), tool bag (bungee), grab bar (4 allen bolts), wiring box cover (rivet). FIG\*(A)




REMOVE: Right side of tail section (2 push rivets, 1 quarter turn rivet under seat), rear fender (4 allen bolts in storage area, unplug wires). FIGS\*(A)&(B)



ADHERE: License Light to Main Pan. FIG\*(C)



MOUNT: License plate, Signal Brackets, Turn Signals to Main Pan. (use 6x12 Allen Bolts on top, 6x10 Allen Bolts on bottom) FIG\*(D)



MOUNT: Main Pan (route wires through rectangle opening in storage) Secure with 6x20 allen bolts)

CONNECT: Wiring. Check lighting!

REPLACE: Tail section, grab bar, tool bag, wiring box cover, and seat.



### PARTS LIST

- 1- Main Pan
- 2- Signal Brackets
- 1- License Light
- 1- Pair of Turn Signals
- 4- 6x20 Allen Bolts
- 8- 6mm Nuts
- 2- 6x12 Allen Bolts
- 2- 6x10 Allen Bolts
- 8- Washers

**COMPETITION**  
**WERKES**  
**(800)736-2114**

The purchaser releases Competition Werkes Inc. from all liabilities pertaining to the installation and use of purchased parts. Purchaser recognizes that any alteration and/or modifications to the vehicle may increase the risk of injury or accident, and may also render the vehicle illegal for use on public roads.

1Y609