


08 YAMAHA YZF600 R6 LTD Fender Eliminator Kit.

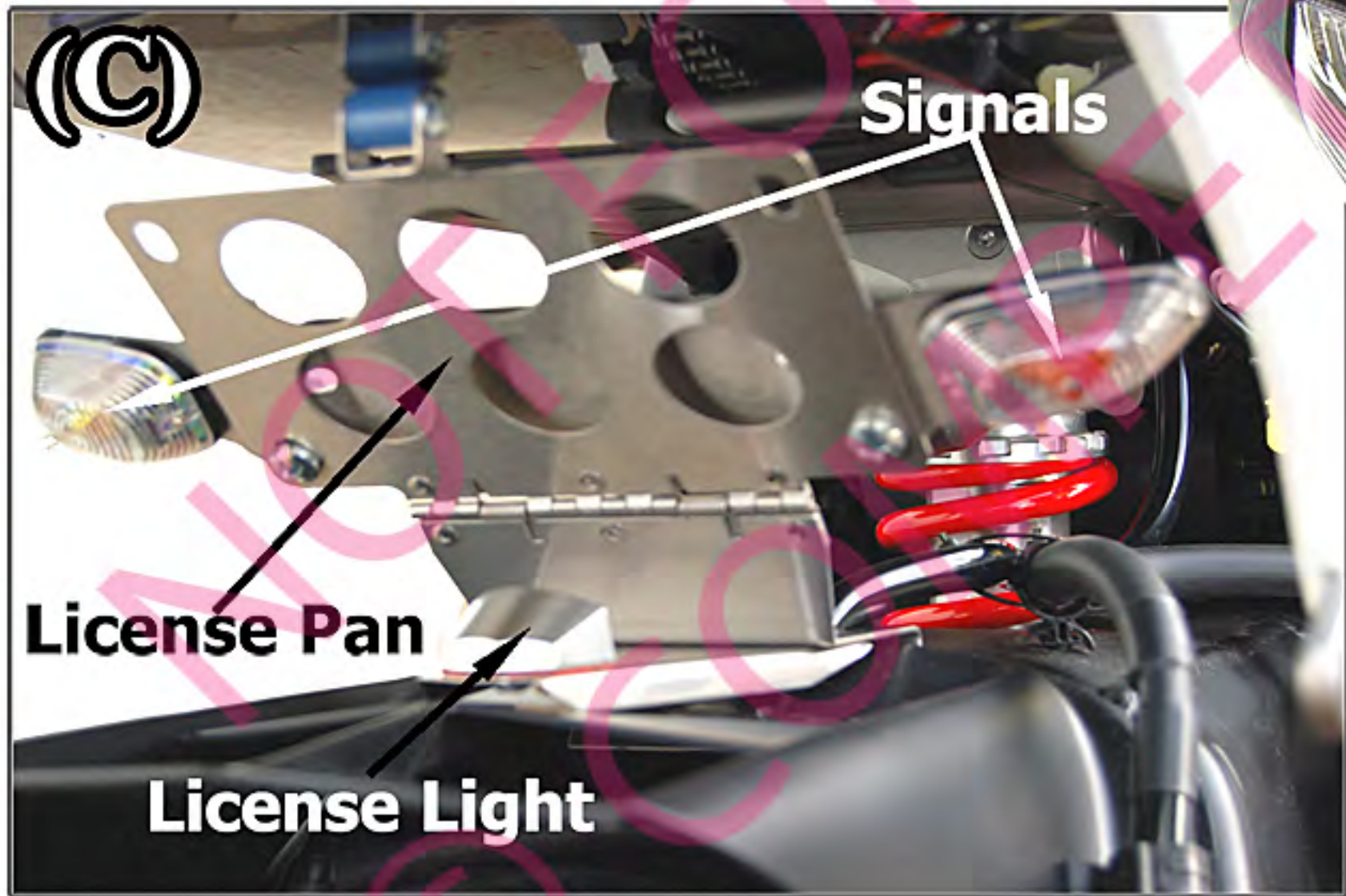


- Remove:** Rear seat, tool bag, upper portion of tail section (6 plastic rivets), seat latch arm (unhook cable, 2 bolts, and a clip)
NOTE Don't lose plastic spacer.
- Relocate:** Bottom of the storage tray (remove rivet, and roll back) *FIG (D) *NOTE* This can be held back with a zip tie.
- Remove:** Rear fender (4 bolts, unplug wiring) *FIG (D)
- Mount:** Cover plate using 4 - 6x25mm Allen Bolts w/ nuts and washers on top. Insert plug *FIG (F).
- Adhere:** Signals to signal bracket, license light to license pan. *FIG (C). Run signal wires in space provided between license pan and signal bracket and down through rubber grommet.
- Connect:** Signal wires and license light wires to wire extension. using butt connectors. Route wire-extension through large slot provided in license pan.
- Remove:** Center bolt from hugger fender.
- Mount:** License pan, by removing backing from foam tape and position between hugger fender and swing arm. Insert bolt and tighten. *FIG(B).
- Route:** Wire extension through black conduit. Insert end of conduit in large slot on license pan. Zip-tie conduit *FIG(B), route up between tank and battery. Continue running wire extension back to rear storage area.
- Cut:** Ends off stock lighting *FIG(E) connect ends to wire extension, and plug in.
- Check:** Lighting for proper use. *Note LED Lic. light wires may need to be reversed.
- Install:** Rivet in storage tray, seat latch arm (connect cable), tail section, tool bag, and rear seat.

PARTS LIST

- 3 - 4' of 6 wire extension
- 1 - large metal plug
- 4 - 6x25mm Allen bolts
- 4 - 6x10mm Allen Bolts
- 12 - wire connectors
- 8 - 6mm nuts
- 1 - 18" black conduit
- 8 - washers
- 1 - cover plate
- 1 - license pan
- 1 - signal bracket
- 1 - pair of signals
- 1 - L.E.D Lic. Light
- 1 - sm grommet (installed)



1Y608LTD



08 Yamaha
YZF600 R6



LTD Fender Eliminator

The purchaser releases Competition Werkes inc from all liabilities pertaining to the installation and use of purchased parts. Purchaser recognizes that any alteration and/or modifications to the vehicle may increase the risk of injury or accident, and may also render the vehicle illegal for use on public roads.

1Y608LTD