

09 YAMAHA R1

Limited Edition Fender Eliminator

<<<<<< IT IS RECOMMENDED THAT THIS PRODUCT BE INSTALLED BY A QUALIFIED TECHNICIAN >>>>>>

REMOVE: Rear seat (key), front seat (2 allen bolts under corners), top of tail section (2 plastic rivets 1 allen bolt on top, 2 plunge rivets on bottom, spread front out and slide back, unhook seat latch cable), rear fender (3 allen bolts in storage area, unplug signals and license light wires. *FIG (A)).

REMOVE: Allen bolts from cross bar. *FIG (B)

DRILL: 3/8" hole at location shown in *FIG (C) and remove rivet from mounting location shown.

ADHERE: Turn Signals and license plate (4 -6x10 Allen Bolts) to Main Pan. *FIG(D)

INSERT: Allen bolts through Main Pan with cross bar above *FIG (D) and secure to original mounting points on rear peg brackets. Route signal wires up through previously drilled hole. Insert 6x16 Allen Bolt at location shown in FIG's (C) & (D) and secure with washer and nut on top. *NOTE* If rear foot pegs are removed use spacers provided and secure in outer most holes.

ADHERE: License Light to Cover Plate. Secure to undertail as shown in FIG's (E),(F), & (G) using 6x16 Allen Bolt through rivet hole location and 6x25 Allen Bolt at original fender location, washers and nuts on top.

PLUG IN: Wires to License Light.


TAP IN: Turn Signal wiring to stock wiring.

CHECK: All lighting for proper function.

REPLACE: Tail Section (hook up cable) and seats.

PARTS LIST:

- 1- Main Pan
- 1- Pair Flush Mount Turn Signals
- 1- License Light
- 1- Cover Plate
- 2- 3/4" Spacers
- 4- 6x10 Allen Bolts
- 2- 6x16 Allen Bolts
- 1- 6x25 Allen Bolts
- 7- 6mm Nuts
- 7- Washers






The purchaser releases Competition Werkes Inc. from all liabilities pertaining to the installation and use of purchased parts. Purchaser recognizes that any alteration and/or modifications to the vehicle may increase the risk of injury or accident, and may also render the vehicle illegal for use on public roads.

1Y1009LTD

09 YAMAHA R1 Limited Edition Fender Eliminator

<<<<< IT IS RECOMMENDED THAT THIS PRODUCT BE INSTALLED BY A QUALIFIED TECHNICIAN >>>>>



The purchaser releases Competition Werkes Inc. from all liabilities pertaining to the installation and use of purchased parts. Purchaser recognizes that any alteration and/or modifications to the vehicle may increase the risk of injury or accident, and may also render the vehicle illegal for use on public roads.

1Y1009LTD