

# 08 Triumph Speed Triple

## Fender Eliminator

<<<<< IT IS RECOMMENDED THAT THIS PRODUCT BE INSTALLED BY A QUALIFIED TECHNICIAN >>>>>



- REMOVE:** Seat, side panels (1 allen bolt, 1 plastic rivet per side).
- REMOVE:** Tail light surround (2 allen bolts on top, 4 allen bolts on bottom) slide back and unplug wiring.
- REMOVE:** Rear fender (2 allen bolts on bottom) \*FIG(A).
- REMOVE:** Seat latch (2 t-30 screws), tail light mount (2 bolts). \*FIG(B)
- REMOVE:** License light from tail light surround.
- MOUNT:** License light to Tail Light Mount. \*FIG(C)
- SECURE:** Two 6x25 Allen Bolts with Rubber Washers and Standard Nuts to Tail Light Mount. \*FIG(C)
- MOUNT:** Tail light to Tail Light Mount with stock bolts, washers and 6mm nuts on bottom. FIG(C)
- MOUNT:** Tail Light Mount between subframe and seat latch (use 2 washers per side as spacers) with t-30 bolts. \*NOTE\* insert 6x25 Allen Bolts though subframe holes.
- PLUG IN:** Tail light and license light.
- MOUNT:** Main Pan to bottom ends of 6x25 Allen Bolts with washers and nuts.
- MOUNT:** Cover Plate with stock hardware. \*NOTE\* Place rear of plate above bolt shown. \*FIG(E)
- MOUNT:** Turn Signals to Main Pan (route wires through grommets).
- CUT:** Wire ends from stock signals. Connect to supplied signals using butt connectors. \*NOTE\* stock black wires are ground.
- CHECK:** Lighting for proper function.
- REPLACE:** Side panels and seat.

### PARTS LIST:

- |                     |                     |
|---------------------|---------------------|
| 1- Tail Light Mount | 2- 6x25 Allen Bolts |
| 1- Main Pan         | 12- Washers         |
| 1- Cover Plate      | 4- 6x10 Allen Bolts |
| 1- Pair Short Salks | 2- Rubber Washers   |
| 8- 6mm Nuts         | 2- Small Grommets   |

**COMPETITION**  
**WERKES**  
 (800)736-2114




The purchaser releases Competition Werkes Inc. from all liabilities pertaining to the installation and use of purchased parts. Purchaser recognizes that any alteration and/or modifications to the vehicle may increase the risk of injury or accident, and may also render the vehicle illegal for use on public roads.



# 08 Triumph Speed Triple

## Fender Eliminator

<<<<<< IT IS RECOMMENDED THAT THIS PRODUCT BE INSTALLED BY A QUALIFIED TECHNICIAN >>>>>>



**COMPETITION WERKES**  
**(800)736-2114**

The purchaser releases Competition Werkes Inc. from all liabilities pertaining to the installation and use of purchased parts. Purchaser recognizes that any alteration and/or modifications to the vehicle may increase the risk of injury or accident, and may also render the vehicle illegal for use on public roads.