

# 07 Suzuki BANDIT1250



(800)736-2114

<<<<<< IT IS RECOMMENDED THAT THIS PRODUCT BE INSTALLED BY A QUALIFIED TECHNICIAN >>>>>>

- REMOVE: Seat (use key). Side panels (1 allen bolt per side). Grab bar (4 allen bolts). Tail section (4 plastic rivets, unplug tail light, disconnect seat latch cable). Rear turn signals (unplug black and grey connectors, nuts on back).
- CUT: License light wires 4" after small white connector.
- CUT: Rear fender as shown in FIG\*(A). FIG\*(B) shows what is removed. Clean cut with file and/or utility knife until smooth as shown in FIG\*(C) \*NOTE\* the flatter the surface the better the fit will be.
- REMOVE: 2 Bolts from rear of subframe as shown in FIGS\*(C)&(D) and replace with longer 6x25m bolts supplied.
- POSITION: Mounting Brackets on previously inserted bolts, and secure with washers and nuts provided. FIG\*(C)
- MOUNT: Main Pan, License Mount, and Turn Signal Brackets to Mounting Brackets. (6x12 Allen Bolts go up trough with washers and nuts on top) Align and tighten. Insert Self Drilling Screws into holes provided in Main Pan. FIG\*(D)
- DRILL: Up through provided hole in Main Pan using 1/4" drill bit.\*FIG(D)
- ADHERE: License Light to Main Pan. FIG\*(D) Run wires up through previously drilled hole. Attach wires to end of stock license light wires using Butt Connectors (black to black/white, white to grey).
- MOUNT: Turn signals to Signal Brackets. (use Rubber Washers as spacers) FIG\*(D). Route wires up through Grommet and plug in.
- CHECK: Lighting for proper function.
- MOUNT: Body work, grab bar, and seat. (use stock hardware)

## PARTS LIST:

- 1- Main Pan
- 1- License Mount
- 2- Signal Brackets
- 2- Mounting Brackets
- 4- 6x10 Allen Bolts
- 2- 6x12 Allen Bolts
- 2- 6x25m Bolts
- 8- 6mm Nuts
- 8- Washers
- 2- Self Drilling Screws
- 1- Med. Grommet
- 2- Butt Connectors
- 1- License Light
- 2- Rubber Washers
- 1- Sm Zip Tie







The purchaser releases Competition Werkes inc from all liabilities pertaining to the installation and use of purchased parts. Purchaser recognizes that any alteration and/or modifications to the vehicle may increase the risk of injury or accident, and may also render the vehicle illegal for use on public roads.

# 07 Suzuki BANDIT1250



(800)736-2114

<<<<< IT IS RECOMMENDED THAT THIS PRODUCT BE INSTALLED BY A QUALIFIED TECHNICIAN >>>>>



The purchaser releases Competition Werkes inc from all liabilities pertaining to the installation and use of purchased parts. Purchaser recognizes that any alteration and/or modifications to the vehicle may increase the risk of injury or accident, and may also render the vehicle illegal for use on public roads.