

COMPETITION WERKES

<<<<<< IT IS RECOMMENDED THAT THIS PRODUCT BE INSTALLED BY A QUALIFIED TECHNICIAN >>>>>>

(800)736-2114

2013 Kawasaki ZX6r Fender Eliminator

- REMOVE: Rear seat (use key).
- REMOVE: Front seat (pull tank trim out *FIG (A) and remove allen bolts exposed in *FIG (B)).
- REMOVE: Center section of tail (2- allen bolts, slide up and off). *NOTE* This is the piece that goes between the seats.
- REMOVE: Left side of tail to expose wiring (2- allen bolts, 1 rivet inside near battery).
- REMOVE: Rear fender (4- allen bolts in storage area). Let fender hang.
- IDENTIFY: Wires and label them using masking tape.
- CUT: Wires near rear fender and pull them into the storage area.
- MOUNT: Cover Plate (use 2- 6x16 allen bolts).
- ADHERE: License Light to Cover Plate (route wires into storage area).
- REMOVE: Center bolt from hugger fender.
- CUT: Tip off of hugger fender as shown in *FIG's (C)&(D). *NOTE* it may be easier to do this with fender removed.
- POSITION: Main Pan into valley of the swingarm, slide hugger fender between two ears of Main Pan *FIG (E). Secure with 6x20 Allen Bolt.
- MOUNT: License plate to Main Pan using 4- 6x10 Allen Bolts, washers & nuts behind.
- POSITION: Template onto flat area of undertail *FIG (F).
- DRILL: 1/4" hole through undertail using the Template to guide you.
- ADHERE: Turn Signals to undertail. *NOTE* Edge of signal will hang out a little. See FIG (F)
- CONNECT: Wiring and check for proper function. *NOTE* See backing card of signals.
- REPLACE: Bodywork and seats using stock hardware.

PARTS LIST:

- 1- Main Pan
- 1- Cover Plate
- 1- Template
- 1- License Light
- 1- Pair Flush/Smk/ 10w
- 4- 6x10 Allen Bolts
- 2- 6x16 Allen Bolts
- 1- 6x20 Allen Bolt
- 6- 6mm Nuts
- 7- Washers
- 2- Butt Connectors

The purchaser releases Competition Werkes Inc. from all liabilities pertaining to the installation and use of purchased parts. Purchaser recognizes that any alteration and/or modifications to the vehicle may increase the risk of injury or accident, and may also render the vehicle illegal for use on public roads.






1K609LTD

COMPETITION WERKES

<<<<<< IT IS RECOMMENDED THAT THIS PRODUCT BE INSTALLED BY A QUALIFIED TECHNICIAN >>>>>>

(800)736-2114

2013 Kawasaki ZX6r Fender Eliminator



The purchaser releases Competition Werkes Inc. from all liabilities pertaining to the installation and use of purchased parts. Purchaser recognizes that any alteration and/or modifications to the vehicle may increase the risk of injury or accident, and may also render the vehicle illegal for use on public roads.

1K609LTD