

# Kawasaki Ninja 1000

<<<<< IT IS RECOMMENDED THAT THIS PRODUCT BE INSTALLED BY A QUALIFIED TECHNICIAN >>>>>

- REMOVE: Rear seat (key), front seat (2-allen bolts).
- REMOVE: 4- allen bolts in storage area (under tool bag).
- REMOVE: Tail section (4-allen bolts, then slide back).
- REMOVE: Grab bars (2-allen bolts per side).
- LOWER: Undertail (remove 2-allen bolts near battery, and pull front edges out over tabs).
- CUT: Wiring to turn signals and license light \*\*FIG (A).
- REMOVE: Rear fender from undertail (2-phillips screws).
- MOUNT: License plate to Main Pan (use 2- 6x10 Allen Bolts in lower holes) \*\*FIG (B).
- MOUNT: Signal Brackets to Main Pan (use 2- 6x12 Allen Bolts in upper holes) \*\*FIG (B).
- ADHERE: License Light to Main Pan (route wires as shown).
- MOUNT: Turn Signals to Signal Brackets (route wires as shown).
- POSITION: Main Pan to undertail (wiring as shown) \*\*FIG (C).
- CONNECT: Wiring as shown.\*NOTE\* right- wire with gray connector, left- wire with black connector. (stock Kawasaki ground wire- black/yellow stripe).
- POSITION: Undertail back up to subframe (while holding Main Pan and keep wiring in place).
- SECURE: Main Pan to subframe (2- 6x20 front holes, 2- 6x16 in rear holes). \*NOTE\* allen wrench can be inserted up holes provided.
- CHECK: Lighting for proper fuction.
- REPLACE: Grab bars, tail section, tool bag, and seats.

## PARTS LIST:




1- Main Pan	1- License Light	1- Pair Short Stalk Signals
2- Signal Brackets	2- Butt Connectors	2- 6x10 Allen Bolts
2- 6x12 Allen Bolts	2- 6x16 Allen Bolts	2- 6x20 Allen Bolts
	8- 6mm Nuts	8- Washers

The purchaser releases Competition Werkes Inc. from all liabilities pertaining to the installation and use of purchased parts. Purchaser recognizes that any alteration and/or modifications to the vehicle may increase the risk of injury or accident, and may also render the vehicle illegal for use on public roads.



# Kawasaki Ninja 1000

<<<<< IT IS RECOMMENDED THAT THIS PRODUCT BE INSTALLED BY A QUALIFIED TECHNICIAN >>>>>



**COMPETITION  
WERKES**  
(800)736-2114

The purchaser releases Competition Werkes Inc. from all liabilities pertaining to the installation and use of purchased parts. Purchaser recognizes that any alteration and/or modifications to the vehicle may increase the risk of injury or accident, and may also render the vehicle illegal for use on public roads.