




COMPETITION WERKES

<<<<< IT IS RECOMMENDED THAT THIS PRODUCT BE INSTALLED BY A QUALIFIED TECHNICIAN >>>>>

(800)736-2114

Page 1



The purchaser releases Competition Werkes Inc. from all liabilities pertaining to the installation and use of purchased parts. Purchaser recognizes that any alteration and/or modifications to the vehicle may increase the risk of injury or accident, and may also render the vehicle illegal for use on public roads.

1DSCR2

(800)736-2114

Page 2

Ducati Scrambler

(Full Throttle & Flat Track Pro) Fender Eliminator

- REMOVAL:
- 1) Remove seat.
 - 2) Unplug license light wire near swingarm pivot. *FIG (A)
 - 3) Release wire from swingarm (3- allen bolts, 1- zip-tie).
 - 4) Remove rear fender (3- allen bolts). *FIG (B)
 - 5) Remove license light from rear fender (2- allen bolts, 3- torx screws). *FIG (C)
 - 6) Remove 2- Allen Bolts from signal mount and leave hanging.
- INSTALL:
- 1) Secure license light to Main Assembly using stock hardware. *FIG (D)
 - 2) Route license light wire up through slot in Black Cover Plate.
 - 3) Peel backing from adhesive tape on bottom of Black Cover Plate *FIG (E). Position and adhere Cover Plate to Main Assembly.
 - 4) Route wires as shown in FIG (F) and secure Main Assembly using supplied 8x20 Allen Bolts up through signal mount and into subframe.
 - 5) Continue routing wires inside of right subframe rail. Plug into stock location near swingarm pivot. Use supplied Zip-ties to secure excess wire as desired.
 - 6) Check lighting for proper function, replace seat, and attach license plate.

PARTS LIST:

1- Main Assembly 1- Cover Plate (w/ adhesive tape)
4- 6x10 Allen Bolts 4- 6mm Nuts 4- Washers 2- 8x20 Allen bolts 2- Sm Zip-ties



The purchaser releases Competition Werkes Inc. from all liabilities pertaining to the installation and use of purchased parts. Purchaser recognizes that any alteration and/or modifications to the vehicle may increase the risk of injury or accident, and may also render the vehicle illegal for use on public roads.

1DSCR2