

DESIGN N°

2550

INTERMEDIATE



# SIRDAR

WEST YORKSHIRE  
Est\_1880



WE TRIPLE-CHECK  
OUR PATTERNS TO  
GUARANTEE SUCCESS  
WHEN YOU USE  
SIRDAR YARNS

## SNUGGLY

Replay

DOUBLE KNITTING

3-7 YEARS

MORE COLOURS  
ON BACK PAGE



# SNUGGLY

Replay

DOUBLE KNITTING

Established in West Yorkshire in 1880, Sirdar is a British yarn company with a rich hand knitting heritage. Generations of families have grown up wearing Sirdar hand knitting yarns and designs.

Sirdar Snuggly is the brand our customers trust to keep their little ones warm and comfortable. Every Sirdar Snuggly yarn has been rigorously tested so you know it will be kind to your baby's tender skin and remain soft and gentle, wash after wash.

Snuggly Replay is our newest yarn created especially for kids. In soft, marled shades, the comfortable cotton blend is lightweight, washable and perfect for everyday adventures. We've had huge fun describing our own favourite childhood outfits with our design team who have translated our nostalgia into a collection of cool knits for a new Snuggly generation.



*"Wow, these designs are so cool, my kids love them. The marled shades remind me of the favourite sweatshirt I wanted to wear every day when I was a kid."*

## TRY THESE SHADES


Turn to the back page to choose your favourite.




104 Boogie Board Brown



103 Replay Grey



112 Leapfrog Green



107 Daredevil Denim








Sweater shade 104



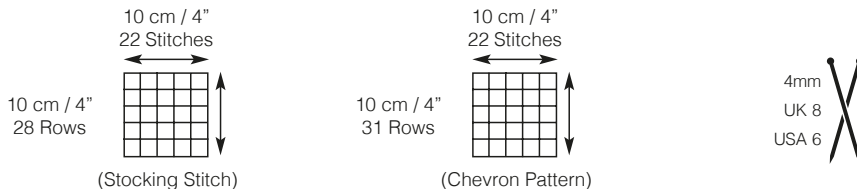
**MEASUREMENTS**

Follow the pattern instructions for your size

Age	3 years	4 years	5 years	6 years	7 years
Chest 	59 cm 23¼"	61 cm 24"	64 cm 25¼"	66 cm 26"	69 cm 27¼"
Width 	65 cm 25½"	66 cm 26"	68 cm 26¾"	70 cm 27½"	74 cm 29¼"
Full Length 	42 cm 16½"	44 cm 17¼"	46 cm 18"	48 cm 19"	50 cm 19¾"
Sleeve Length 	28 cm 11"	30 cm 11¾"	32 cm 12½"	34 cm 13½"	36 cm 14"
Yarn* No Balls 	4	4	5	5	6
Yarn	F029 Snuggly Replay, DK, 50g, shade 104				
You also need	1 Pair of 4mm (UK8 - USA6) Knitting Needles, 1 Pair of 3¼mm (UK10 - USA3) Knitting Needles and Stitch Holders.				

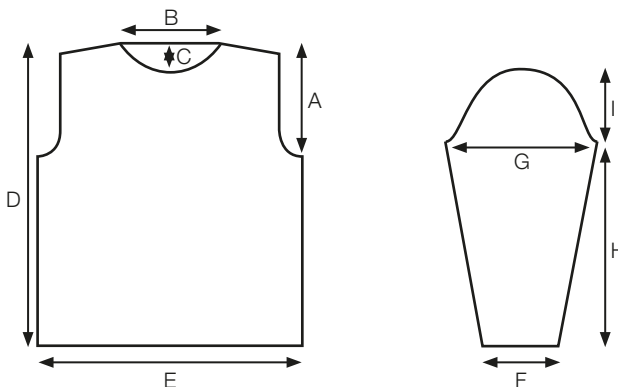
\*Average number of balls required when you use the specified Sirdar yarn and tension shown below.

**TENSION & NEEDLES**



**PIECE MEASUREMENTS**

- A 15 [15:16:16:17]cm, (6 [6:6¼:6¼:6½"])
- B 13 [13:13:13:13]cm, (5¼ [5¼:5¼:5¼:5¼"])
- C 7 [7:7:7:8]cm, (2¾ [2¾:2¾:2¾:3"])
- D 42 [44:46:48:50]cm, (16½ [17¼:18:19:19¾"]) (approximately) (measured from back of neck)
- E 32.5 [33:34:35:37]cm, (12¾ [13:13½:13¾:14½"])
- F 17 [17:18:18:18]cm, (6½ [6½:7:7:7"])
- G 26 [26:28:28:30]cm, (10¼ [10¼:11:11:11¾"])
- H 28 [30:32:34:36]cm, (11 [11¼:12½:13½:14"])
- I 10 [10:11:11:11]cm, (4 [4:4¼:4¼:4¼"])





## STITCHES & ABBREVIATIONS

**alt** - alternate  
**beg** - beginning  
**cm** - centimetres  
**cont** - continue  
**dec** - decrease(ing)  
**fol** - following  
**g** - grammes  
**in** - inch(es)  
**inc** - increase(ing)  
**k** - knit  
**mm** - millimetres  
**p** - purl  
**patt** - pattern  
**rs** - right side  
**rem** - remain(ing)  
**rep** - repeat  
**st(s)** - stitch(es)  
**tog** - together  
**ws** - wrong side  
**0** - no stitches or times

## BACK

Using 3¼mm needles and thumb method cast on **70** [74:78:82] sts.

**1st Row.** \* K2, p2, rep from \* to last 2 sts, k2.

**2nd Row.** P2, \* k2, p2, rep from \* to end.

These 2 rows will now be referred to as **2x2 rib**.

Work **7** [7:9:9] rows more in 2x2 rib.

**Next Row.** Purl to end dec **0** [1:3:1] sts evenly across row for 2nd, 3rd, 4th and 5th sizes only and inc **1** [0:0:0] sts in centre of row for 1st size only. **71** [73:75:77:81] sts.

Change to 4mm needles and proceed as follows:-

**1st Row.** Knit.

**2nd Row.** Purl.

1st and 2nd rows will now be referred to as **st-st** (stocking stitch).

Work **16** [16:20:20:20] rows more in st-st.

Proceed as follows:-

**1st Row.** K4 [5:6:7:9], \* k1, p1, k10, rep from \* to last **7** [8:9:10:12] sts, k1, p1, k5 [6:7:8:10].

**2nd Row.** P4 [5:6:7:9], k1, p1, k1, \* p9, k1, p1, k1, rep from \* to last **4** [5:6:7:9] sts, p4 [5:6:7:9].

**3rd Row.** P0 [0:0:0:1], k3 [4:5:6:7], p1, \* (k1, p1) twice, k7, p1, rep from \* to

last **7** [8:9:10:12] sts, (k1, p1) twice, k3 [4:5:6:7], p0 [0:0:0:1].

**4th Row.** (P1, k1) **0** [0:0:0:1] times, p2 [3:4:5:5], (k1, p1) twice, k1, \* p1, k1, p5, (k1, p1) twice, k1, rep from \* to last **4** [5:6:7:9] sts, p1, k1, p2 [3:4:5:5], (k1, p1) **0** [0:0:0:1] times.

**5th Row.** (P1, k1) **0** [0:0:0:1] times, p0 [0:0:1:1], k0 [1:2:2:2], (k1, p1) twice, \* k3, p1, k1, p1, rep from \* to last **7** [8:9:10:12] sts, k3, (p1, k1) twice, k0 [1:2:2:2], p0 [0:0:1:1], (k1, p1) **0** [0:0:0:1] times.

**6th Row.** P0 [1:0:1:1], (k1, p1) **2** [2:3:3:4] times, p3, \* (p1, k1) 4 times, p4, rep from \* to last **4** [5:6:7:9] sts, (p1, k1) **2** [2:3:3:4] times, p0 [1:0:1:1].

**7th Row.** K0 [0:0:0:1], p0 [1:0:1:0], (k1, p1) **1** [1:2:2:3] times, k2, \* k5, (p1, k1) 3 times, k1, rep from \* to last **7** [8:9:10:12] sts, k5, (p1, k1) **1** [1:2:2:3] times, p0 [1:0:1:0], k0 [0:0:0:1].

**8th Row.** P0 [1:0:1:3], (k1, p1) **1** [1:2:2:2] times, p5, \* p3, (k1, p1) twice, p5, rep from \* to last **4** [5:6:7:9] sts, p2, (p1, k1) **1** [1:2:2:2] times, p0 [1:0:1:3].

**9th Row.** K0 [0:1:2:4], p0 [1:1:1:1], k4, \* k1, p1, k5, p1, k4, rep from \* to last **7** [8:9:10:12] sts, k1, p1, k5, p0 [1:1:1:1], k0 [0:1:2:4].

**10th Row.** P4 [5:6:7:9], k1, p1, k1, \* p9, k1, p1, k1, rep from \* to last **4** [5:6:7:9] sts, p4 [5:6:7:9].

**11th Row.** P0 [0:0:0:1], k3 [4:5:6:7], p1, \* k3, p1, k7, p1, rep from \* to last **7** [8:9:10:12] sts, k3, p1, k3 [4:5:6:7], p0 [0:0:0:1].

**12th Row.** (P1, k1) **0** [0:0:0:1] times, p2 [3:4:5:5], k1, p4, \* p1, k1, p5, k1, p4, rep from \* to last **4** [5:6:7:9] sts, p1, k1, p2 [3:4:5:5], (k1, p1) **0** [0:0:0:1] times.

**13th Row.** K0 [0:0:0:2], p0 [0:0:1:1], k1 [2:3:3:3], p1, k2, \* k5, p1, k3, p1, k2, rep from \* to last **7** [8:9:10:12] sts, k5, p1, k1 [2:3:3:3], p0 [0:0:1:1], k0 [0:0:0:2].

**14th Row.** P0 [1:0:1:3], (k1, p1) **1** [1:2:2:2] times, p5, \* p3, (k1, p1) twice, p5, rep from \* to last **4** [5:6:7:9] sts, p2, (p1, k1) **1** [1:2:2:2] times, p0 [1:0:1:3].

**15th Row.** K0 [0:1:2:4], p0 [1:1:1:1], k4, \* k1, p1, k5, p1, k4, rep from \* to last **7** [8:9:10:12] sts, k1, p1, k5, p0 [1:1:1:1], k0 [0:1:2:4].

**16th Row.** P4 [5:6:7:9], k1, p1, k1, \* p9, k1, p1, k1, rep from \* to last **4** [5:6:7:9] sts, p4 [5:6:7:9].

From 3rd to 16th row sets chevron patt.

Working in chevron patt as set (throughout) cont until back measures **26** [28:29:31:32]cm, (10¼ [11:11½:12:12½]in), ending with a ws row.

## SHAPE ARMHOLES

Cast off **3** [4:4:5:5] sts in patt at beg of next 2 rows. **65** [65:67:67:71] sts.

Work 4 rows dec 1 st at each end of every row. **57** [57:59:59:63] sts.

Work **3** [3:3:3:5] rows dec 1 st at each end of next and every foll alt row.

**53** [53:55:55:57] sts. \*\*

Work **37** [37:41:41:41] rows without shaping.

## SHAPE SHOULDERS

Cast off **6** [6:6:6:7] sts in patt at beg of next 2 rows. **41** [41:43:43:43] sts.

Cast off **6** [6:7:7:7] sts in patt at beg of next 2 rows. 29 sts.

Leave rem 29 sts on a stitch holder.

## FRONT

Work as given for Back to \*\*.

Work **19** [19:23:23:21] rows without shaping.

## SHAPE NECK

**Next Row.** Patt **19** [19:20:20:21] sts, turn, leave rem **34** [34:35:35:36] sts on a stitch holder.

Working on these **19** [19:20:20:21] sts only proceed as follows:-

**Next Row.** Patt2tog (neck edge), patt to end. **18** [18:19:19:20] sts.

Work 6 rows more dec 1 st at neck edge in every row. **12** [12:13:13:14] sts.

Work **10** [10:10:10:12] rows more without shaping.

## SHAPE SHOULDER

**Next Row.** Cast off **6** [6:6:6:7] sts in patt, patt to end. **6** [6:7:7:7] sts.

**Next Row.** Patt.

Cast off rem **6** [6:7:7:7] sts in patt.

With rs facing, working on rem **34** [34:35:35:36] sts left on a stitch holder, slip 15 sts onto a stitch holder, rejoin yarn and patt to end. **19** [19:20:20:21] sts.

**Next Row.** Patt to last 2 sts, patt2tog (neck edge). **18** [18:19:19:20] sts.

Work 6 rows more dec 1 st at neck edge in every row. **12** [12:13:13:14] sts.

Work 11 [11:11:11:13] rows more without shaping.

## SHAPE SHOULDER

**Next Row.** Cast off 6 [6:6:6:7] sts in patt, patt to end. 6 [6:7:7:7] sts.

**Next Row.** Patt.

Cast off rem 6 [6:7:7:7] sts in patt.

## SLEEVES (Both alike)

Using 3¼mm needles and thumb method cast on 38 [38:42:42:42] sts.

Work 9 [9:11:11:11] rows in 2x2 rib.

**Next Row.** Purl to end dec 1 [1:3:3:3] sts evenly across row.

37 [37:39:39:39] sts.

Change to 4mm needles and working in st-st (throughout) inc 1 st at each end of 5th and every foll 6th row to 57 [55:59:53:67] sts.

**For 2nd, 3rd and 4th sizes only**

Inc 1 st at each end of every foll 8th row to [57:61:61] sts.

**For all 5 sizes**

Cont without shaping until sleeve measures 28 [30:32:34:36]cm, (11 [11¼:12½:13½:14]in), ending with a ws row.

## SHAPE SLEEVE TOP

Cast off 3 [4:4:5:5] sts at beg of next 2 rows. 51 [49:53:51:57] sts.

Work 4 rows dec 1 st at each end of every row. 43 [41:45:43:49] sts.

Work 16 [18:18:20:22] rows dec 1 st at each end of next and every foll alt row. 27 [23:27:23:27] sts.

Work 4 [2:4:2:4] rows dec 1 st at each end of every row. 19 sts.

Cast off 4 [3:3:3:3] sts at beg of next 2 rows. 11 [13:13:13:13] sts.

Cast off rem 11 [13:13:13:13] sts.


## NECKBAND

Join right shoulder seam. With rs facing, using 3¼mm needles pick up and knit 19 [19:19:19:21] sts evenly along left side of neck, knit across 15 sts left on a stitch holder at front neck, pick up and knit 19 [19:19:19:21] sts evenly along right side of neck and knit across 29 sts left on a stitch holder at back of neck. 82 [82:82:82:86] sts.

Starting with 2nd row of 2x2 rib work 7 [7:9:9:9] rows.  
Cast off in rib.

## TO MAKE UP

Join left shoulder and neckband seams. Fold sleeves in half lengthways then placing folds to shoulder seams, sew sleeves in position. Join side and sleeve seams. Pin out garment to the measurement given. Cover with damp cloths and leave until dry. See ball band for washing and further care instructions.









DESIGN N° 2543



DESIGN N° 2547



DESIGN N° 2540

  
**SIRDAR**  
WEST YORKSHIRE  
EST. 1880  
**SNUGGLY**  
*Replay*  
**DOUBLE KNITTING**  
  
**CHOOSE YOUR NEXT  
PROJECT**



DESIGN N° 2538



DESIGN N° 2536



DESIGN N° 2549



DESIGN N° 2539



DESIGN N° 2545

# SNUGGLY

Replay  
DOUBLE KNITTING

CHOOSE YOUR FAVOURITE COLOUR

104 Boogie Board Brown



103 Replay Grey



112 Leapfrog Green



107 Daredevil Denim



# SIRDAR

WEST YORKSHIRE  
Est. 1880

FOR MORE INSPIRATION, FREE PATTERNS AND TUTORIALS

 /KnitSirdar

 @knitsirdar

[www.sirdar.co.uk](http://www.sirdar.co.uk)

