






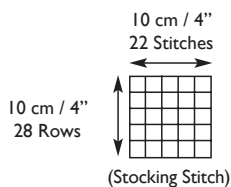
## MEASUREMENTS

Follow the pattern instructions for your size

Age		3 years	4 years	5 years	6 years	7 years
Chest		59 cm 23¼"	61 cm 24"	64 cm 25¼"	66 cm 26"	69 cm 27¼"
Width		64 cm 25¼"	65 cm 25½"	67 cm 26½"	71 cm 28"	73 cm 28¾"
Full Length		42 cm 16½"	44 cm 17¼"	46 cm 18"	48 cm 19"	50 cm 19¾"
Sleeve Length		28 cm 11"	30 cm 11¾"	32 cm 12½"	34 cm 13½"	36 cm 14"
Yarn A* No Balls		3	4	4	4	5
Yarn	F075 Snuggly DK, 50g, A shade 469 and approximately 4g oddments of DK yarn in B shade 458, C shade 500, D shade 505, E shade 483 and F shade 508.					
You also need	I Pair of 4mm (UK8 - USA6) Knitting Needles, I Pair of 3¼mm (UK10 - USA3) Knitting Needles. Stitch Holders.					

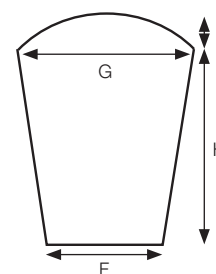
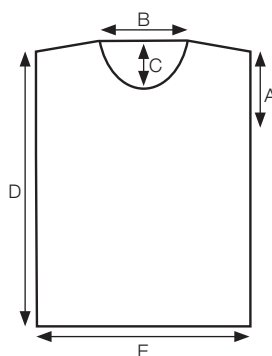
\*Average number of balls required when you use the specified Sirdar yarn and tension shown below

## TENSION & NEEDLES



## PIECE MEASUREMENTS

- A 15 [15:16:16:16] cm  
(6 [6:6¼:6¼:6¼]" )
- B 15 [15:16:16:17] cm  
(6 [6:6¼:6¼:6½]" )
- C 7 [7:7:7:8] cm  
(2¾ [2¾:2¾:2¾:3]" )
- D 42 [44:46:48:50] cm  
(16½ [17¼:18:19:19¾]" )  
(measured from back of neck)
- E 32 [32.5:33.5:35.5:36.5] cm  
(12½ [12¾:13¼:14:14¼]" )
- F 17 [17:18:18:18] cm  
(6½ [6½:7:7:7]" )
- G 26 [26:28:28:29] cm  
(10¼ [10¼:11:11:11½]" )
- H 28 [30:32:34:36] cm  
(11 [11¼:12½:13½:14]" )  
(approximately)
- I 5 [5:6:6:6] cm  
(2 [2:2½:2½:2½]" )





## STITCHES & ABBREVIATIONS

- A - shade A  
 alt - alternate  
 B - shade B  
 beg - beginning  
 C - shade C  
 cm - centimetres  
 cont - continue  
 D - shade D  
 DK - double knitting  
 dec - decrease(ing)  
 E - shade E  
 F - shade F  
 foll - following  
 g - grammes  
 in - inch(es)  
 inc - increase(ing)  
 k - knit  
 ml - pick up loop between last and next stitch and knit into the back of this loop  
 mm - millimetres  
 p - purl  
 rs - right side  
 rem - remain(ing)  
 rep - repeat  
 st(s) - stitch(es)  
 tog - together  
 ws - wrong side

## TIPS & TECHNIQUES

When working with different balls of yarn the colour to be used should be twisted round the colour just used to link the colours together and avoid holes. DO NOT BREAK OFF AND JOIN IN EXCEPT WHERE NECESSARY.

## ROUND NECK SWEATER BACK

Using 3¼mm needles, thumb method and A, cast on 81 [85:89:91:95] sts.  
 1st Row. \* K1, p1, rep from \* to last st, k1.  
 2nd Row. P1, \* k1, p1, rep from \* to end.  
 These 2 rows will now be referred to as 1x1 rib.  
 Work 7 rows more in 1x1 rib.  
 10th Row. P5 [6:9:9:5], p2tog, (p5 [4:3:4:4], p2tog) 10 [12:14:12:14] times, p4 [5:8:8:4].  
 70 [72:74:78:80] sts.

Change to 4mm needles and proceed as follows:-

1st Row. Knit.

2nd Row. Purl.

1st and 2nd rows will now be referred to as st-st (stocking stitch). \*\*

Working in st-st and A (throughout) cont until back measures

35 [37:39:41:42]cm, (13¾ [14½:15½:16:16½]in), ending with a ws row.

Work 16 [16:16:16:18] rows more.

## SHAPE SHOULDERS

Cast off 9 [9:9:10:11] sts at beg of next 2 rows. 52 [54:56:58:58] sts.

Cast off 9 [10:10:11:11] sts at beg of next 2 rows. 34 [34:36:36:36] sts.

Leave rem 34 [34:36:36:36] sts on a stitch holder.

## FRONT

Work as given for Back to \*\*.

Work 16 [16:20:20:22] rows more.

Proceed as follows:-

1st Row. K32 [33:34:36:37]A, 6B, 32 [33:34:36:37]A.

2nd Row. P31 [32:33:35:36]A, 8B, 31 [32:33:35:36]A.

3rd Row. K31 [32:33:35:36]A, 8B, 31 [32:33:35:36]A.

4th Row. As 2nd row.

5th Row. As 3rd row.

6th Row. As 2nd row.

7th Row. As 3rd row.

8th Row. As 2nd row.

9th Row. K30 [31:32:34:35]A, 10C, 30 [31:32:34:35]A.

10th Row. P30 [31:32:34:35]A, 10C, 30 [31:32:34:35]A.

11th Row. K31 [32:33:35:36]A, 1C, 6A, 1C, 31 [32:33:35:36]A.

12th Row. P31 [32:33:35:36]A, 1C, 6A, 1C, 31 [32:33:35:36]A.

13th Row. K30 [31:32:34:35]A, 1C, 8A, 1C, 30 [31:32:34:35]A.

14th Row. P30 [31:32:34:35]A, 1C, 8A, 1C, 30 [31:32:34:35]A.

15th Row. As 13th row.

16th Row. P29 [30:31:33:34]A, 1C, 10A, 1C, 29 [30:31:33:34]A.

17th Row. K29 [30:31:33:34]A, 1C, 10A, 1C, 29 [30:31:33:34]A.

18th Row. As 16th row.

19th Row. K29 [30:31:33:34]A, 2D, 2B, 4E, 2F, 2D, 29 [30:31:33:34]A.

20th Row. P28 [29:30:32:33]A, 3D, 2F, 4E, 2B, 3D, 28 [29:30:32:33]A.

21st Row. K28 [29:30:32:33]A, 3D, 2B, 4E, 2F, 3D, 28 [29:30:32:33]A.

22nd Row. P27 [28:29:31:32]A, 3D, 3F, 4E, 3B, 3D 27 [28:29:31:32]A.

23rd Row. K27 [28:29:31:32]A, 3D, 3B, 4E, 3F, 3D, 27 [28:29:31:32]A.

24th Row. P26 [27:28:30:31]A, 4D, 3F, 4E, 3B, 4D, 26 [27:28:30:31]A.

25th Row. K26 [27:28:30:31]A, 3D, 3B, 6E, 3F, 3D, 26 [27:28:30:31]A.

26th Row. P25 [26:27:29:30]A, 4D, 3F, 6E, 3B, 4D, 25 [26:27:29:30]A.

27th Row. K25 [26:27:29:30]A, 4D, 3B, 6E, 3F, 4D, 25 [26:27:29:30]A.

28th Row. P24 [25:26:28:29]A, 4D, 4F, 6E, 4B, 4D, 24 [25:26:28:29]A.

29th Row. K24 [25:26:28:29]A, 4D, 4B, 6E, 4F, 4D, 24 [25:26:28:29]A.

30th Row. P23 [24:25:27:28]A, 5D, 4F, 6E, 4B, 5D, 23 [24:25:27:28]A.

31st Row. K23 [24:25:27:28]A, 4D, 4B, 8E, 4F, 4D, 23 [24:25:27:28]A.

32nd Row. P23 [24:25:27:28]A, 4D, 4F, 8E, 4B, 4D, 23 [24:25:27:28]A.

33rd Row. K22 [23:24:26:27]A, 5D, 4B, 8E, 4F, 5D, 22 [23:24:26:27]A.

34th Row. P22 [23:24:26:27]A, 5D, 4F, 8E, 4B, 5D, 22 [23:24:26:27]A.

35th Row. K22 [23:24:26:27]A, 4D, 5B, 8E, 5F, 4D, 22 [23:24:26:27]A.

36th Row. P21 [22:23:25:26]A, 5D, 5F, 8E, 5B, 5D, 21 [22:23:25:26]A.

37th Row. K21 [22:23:25:26]A, 5D, 5B, 8E, 5F, 5D, 21 [22:23:25:26]A.

38th Row. As 36th row.

39th Row. K21 [22:23:25:26]A, 4D, 6B, 8E, 6F, 4D, 21 [22:23:25:26]A.

40th Row. P21 [22:23:25:26]A, 4D, 6F, 8E, 6B, 4D, 21 [22:23:25:26]A.

41st Row. K22 [23:24:26:27]A, 3D, 5B, 10E, 5F, 3D, 22 [23:24:26:27]A.

42nd Row. P22 [23:24:26:27]A, 3D, 5F, 10E, 5B, 3D, 22 [23:24:26:27]A.

43rd Row. K22 [23:24:26:27]A, 2D, 6B, 10E, 6F, 2D, 22 [23:24:26:27]A.

44th Row. P22 [23:24:26:27]A, 2D, 6F, 10E, 6B, 2D, 22 [23:24:26:27]A.

45th Row. K23 [24:25:27:28]A, 1D, 6B, 10E, 6F, 1D, 23 [24:25:27:28]A.

46th Row. P23 [24:25:27:28]A, 1D, 6F, 10E, 6B, 1D, 23 [24:25:27:28]A.

47th Row. K24 [25:26:28:29]A, 6B, 10E, 6F, 24 [25:26:28:29]A.

48th Row. P24 [25:26:28:29]A, 6F, 10E, 6B, 24 [25:26:28:29]A.

49th Row. K25 [26:27:29:30]A, 5B, 10E, 5F, 25 [26:27:29:30]A.

50th Row. P25 [26:27:29:30]A, 5F, 10E, 5B, 25 [26:27:29:30]A.

51st Row. K26 [27:28:30:31]A, 4B, 10E, 4F, 26 [27:28:30:31]A.

52nd Row. P28 [29:30:32:33]A, 2F, 10E, 2B, 28 [29:30:32:33]A.

53rd Row. K30 [31:32:34:35]A, 10E, 30 [31:32:34:35]A.

54th Row. P31 [32:33:35:36]A, 8E, 31 [32:33:35:36]A.

Using A only and working in st-st (throughout) cont until front measures 35 [37:39:41:42]cm, (13¾ [14½:15½:16:16½]in), ending with a ws row.

## SHAPE NECK

**Next Row.** K25 [26:26:28:29], turn, leave rem 45 [46:48:50:51] sts on a stitch holder.

Working on these 25 [26:26:28:29] sts only proceed as follows:-

**Next Row.** P2tog (neck edge), purl to end. 24 [25:25:27:28] sts.

Work 2 rows more dec 1 st at neck edge in every row. 22 [23:23:25:26] sts.

Work 7 rows dec 1 st at neck edge in next and every foll alt row.

18 [19:19:21:22] sts.

Work 5 [5:5:5:7] rows without shaping.

## SHAPE SHOULDER

**Next Row.** Cast off 9 [9:9:10:11] sts, knit to end. 9 [10:10:11:11] sts.

**Next Row.** Purl.

Cast off rem 9 [10:10:11:11] sts.

With rs facing, working on rem 45 [46:48:50:51] sts left on a stitch holder, slip 20 [20:22:22:22] sts onto a stitch holder, rejoin yarn and knit to end.

25 [26:26:28:29] sts.

**Next Row.** Purl to last 2 sts, p2tog (neck edge). 24 [25:25:27:28] sts.

Work 2 rows more dec 1 st at neck edge in every row. 22 [23:23:25:26] sts.

Work 7 rows dec 1 st at neck edge in next and every foll alt row.

18 [19:19:21:22] sts.

Work 6 [6:6:6:8] rows without shaping.

## SHAPE SHOULDER

**Next Row.** Cast off 9 [9:9:10:11] sts, purl to end. 9 [10:10:11:11] sts.

**Next Row.** Knit.

Cast off rem 9 [10:10:11:11] sts.

## SLEEVES (Both Alike)

Using 3¼mm needles, thumb method and A, cast on 45 [45:47:47:47] sts.

Work 9 rows in 1x1 rib.

**10th Row.** P4 [4:5:5:5], p2tog, (p3, p2tog) 7 times, p4 [4:5:5:5].

37 [37:39:39:39] sts.

Change to 4mm needles and working in st-st (throughout) inc 1 st at each end of 5th and every foll 6th row to

55 [49:55:49:53] sts.

Inc 1 st at each end of every foll 8th row to

57 [57:61:61:63] sts.

Cont without shaping until sleeve measures 28 [30:32:34:36]cm, (11 [11¾:12½:13½:14]in), ending with a ws row.

## SHAPE SLEEVE TOP

Cast off 3 [3:2:2:3] sts at beg of next

12 [12:2:2:16] rows. 21 [21:57:57:15] sts.

For 1st, 2nd, 3rd and 4th sizes only

Cast off 4 [4:3:3] sts at beg of next

2 [2:14:14] rows. 13 [13:15:15] sts.

For all 5 sizes

Cast off rem 13 [13:15:15:15] sts.

## NECKBAND

Join right shoulder seam. With rs facing, using 3¼mm needles and A, pick up and knit 19 [19:19:19:21] sts evenly along left side of neck, knit across 20 [20:22:22:22] sts left on a stitch holder at front of neck, pick up and knit 19 [19:19:19:21] sts evenly along right side of neck and knit across 34 [34:36:36:36] sts left on a stitch holder at back of neck as follows:- k17 [17:18:18:18], m1, k17 [17:18:18:18]. 93 [93:97:97:101] sts. Starting with 2nd row of 1x1 rib, work 7 rows. Cast off in rib.

## TO MAKE UP

Join left shoulder and neckband seams. Fold sleeves in half lengthways then placing folds to shoulder seams, sew sleeves in position for approximately 15 [15:16:16:17]cm, (6 [6:6¼:6¼:6½]in) down from shoulder seams. Join side and sleeve seams. Pin out garment to the measurement given. Cover with damp cloths and leave until dry. See ball band for washing and further care instructions.





DESIGN N° S7083