



DESIGN N°

5381

INTERMEDIATE

SIRDAR

WEST YORKSHIRE
Est_1880



WE TRIPLE-CHECK
OUR PATTERNS TO
GUARANTEE SUCCESS
WHEN YOU USE
SIRDAR YARNS

SNUGGLY

100% Cotton

DOUBLE KNITTING

0-2 YEARS

MORE COLOURS
ON BACK PAGE



SNUGGLY

100% Cotton

DOUBLE KNITTING



“Sirdar Snuggly 100% Cotton feels much gentler than other cottons and really does stay soft after every machine wash.”


Established in West Yorkshire in 1880, Sirdar is a British yarn company with a rich hand knitting heritage. Generations of families have grown up wearing Sirdar hand knitting yarns and designs.

Sirdar Snuggly is the brand our customers trust to keep their little ones warm and comfortable. Every Sirdar Snuggly yarn has been rigorously tested so you know it will be kind to your baby's tender skin and remain soft and gentle, wash after wash.

Snuggly 100% Cotton is a premium yarn, specially developed to retain softness, shape and colour, wash after wash. Spun from 100% cotton fibre, in 24 gorgeous shades, this double knitting yarn is a joy to knit and creates breathable baby wear.

TRY THESE SHADES

Turn to the back page to choose your favourite.



760 Florida Pink



761 Cream



757 Light Grey

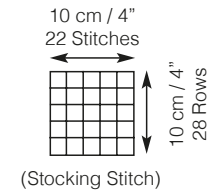


765 Ice Blue

MEASUREMENTS

Follow the pattern instructions for your size

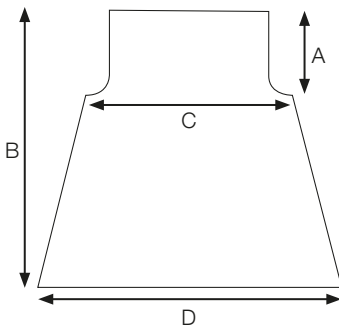
TENSION & NEEDLES



4mm / UK 8 / USA 6



PIECE MEASUREMENTS



- A 12 [13:14:14:15:16] cm, (4¾ [5¼:5½:5½:6:6¼])
- B 34 [36:38:42:44:46] cm, (13½ [14:15:16½:17¼:18]) (includes twisted cords)
- C 23 [25:27:28:29:30] cm, (9 [9¾:10¾:11:11½:11¾]) (measured just below armholes)
- D 31 [33:35:36:37:38] cm, (12 [13:13¾:14:14½:15])

Age		0-3 months	3-6 months	6-9 months	9-12 months	12-18 months	18-24 months
Chest		42 cm 16½"	46 cm 18"	50 cm 19¾"	52 cm 20½"	54 cm 21¼"	56 cm 22"
Width		46 cm 18"	50 cm 19¾"	54 cm 21¼"	56 cm 22"	58 cm 22¾"	60 cm 23¾"
Full Length		34 cm 13½"	36 cm 14"	38 cm 15"	42 cm 16½"	44 cm 17¼"	46 cm 18"
Yarn A* No Balls		1	1	1	2	2	2
Yarn B* No Balls		2	2	2	2	3	3
Yarn	F230 Snuggly 100% Cotton DK, 50g, A shade 769 and B shade 760						
You also need	1 Pair of 4mm (UK8 - USA6) Knitting Needles, 1 Pair of 3¼mm (UK10 - USA3) Knitting Needles and Stitch Holders						

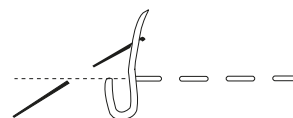
*Average number of balls required when you use the specified Sirdar yarn and tension shown.

TIPS AND TECHNIQUES

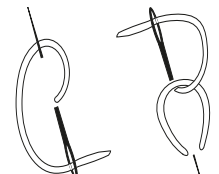
Twisted Cord



Running Stitch



Lazy Daisy Stitch



STITCHES & ABBREVIATIONS

A - shade A
B - shade B
beg - beginning
cm - centimetres
cont - continue
dec - decrease(ing)
foll - following
g - grammes
in - inch(es)
inc - increase(ing)
k - knit
m1 - pick up loop between last and next stitch and knit into the back of this loop
mm - millimetres
patt - pattern
psso - pass slipped stitch over
rem - remain(ing)
sl - slip 1 stitch knitways
st(s) - stitch(es)
tog - together
ws - wrong side
0 - no rows

BACK AND FRONT (Both alike)

Using 3¼mm needles, thumb method and A, cast on 69 [73:77:79:81:83] sts.

1st Row. Knit.

This row will now be referred to as g-st (garter stitch).

Work 5 rows more in g-st.

Change to 4mm needles.

1st Row. Knit.

2nd Row. Purl.

These 2 rows will now be referred to as st-st (stocking stitch).

Working in st-st (throughout) proceed as follows:-

Work 2 [4:6:6:6:8] rows more.

Next Row. K1, s1, k1, psso, knit to last 3 sts, k2tog, k1.
67 [71:75:77:79:81] sts.

Next Row. Purl.

Last 2 rows set side edge decs.

Work 12 [12:6:16:20:20] rows dec 1 st at each end as before in 5th [5th:0:7th:7th:9th] and every foll 6th [6th:0:8th:8th:10th] row.
63 [67:75:73:75:77] sts.

For 3rd size only

Work 8 rows dec 1 st at each end as before in next and foll 6th row.
[71] sts.

For all 6 sizes

Change to B.
Work 35 [35:35:30:43:41] rows dec 1 st at each end as before in 5th [5th:5th:7th:3rd:9th] and every foll 6th [6th:6th:8th:8th:8th] row.
51 [55:59:67:63:67] sts.

For 4th size only

Work 13 rows dec 1 st at each end as before in next and every foll 6th row. [61] sts.

For all 6 sizes

Cont without shaping until work measures 22 [23:24:28:29:30]cm, (8¾ [9:9½:11:11½:11¾]in), ending with a ws row.

SHAPE RAGLAN

Cast off 3 [3:4:4:5:5] sts at beg of next 2 rows.

45 [49:51:53:53:57] sts.

For 5th and 6th sizes only

Next Row. K3, s1, k1, psso, knit to last 5 sts, k2tog, k3. [51:55] sts.

Next Row. K2, purl to last 2 sts, k2.

Next Row. Knit.

Next Row. K2, purl to last 2 sts, k2.

Work [8:12] rows more dec 1 st at each end as before in next and every foll 4th row. [47:49] sts.

For all 6 sizes

1st Row. K3, s1, k1, psso, knit to last 5 sts, k2tog, k3.
43 [47:49:51:45:47] sts.

2nd Row. K2, purl to last 2 sts, k2.

1st and 2nd rows set raglan shapings with g-st edging patt. Working in patt as set (throughout) proceed as follows:-

Work 9 [11:11:11:3:1] rows in patt dec 1 st at each end as before in next and every foll 2nd [2nd:2nd:2nd:2nd:0] row.
33 [35:37:39:41:45] sts.

Next Row. Knit.

SHAPE YOKE FACING

Next Row. Knit.

Next Row. K2, purl to last 2 sts, k2.

Next Row. K2, m1, knit to last 2 sts, m1, k2.

35 [37:39:41:43:47] sts.

Next Row. K2, purl to last 2 sts, k2.

Last 2 rows set yoke shaping.

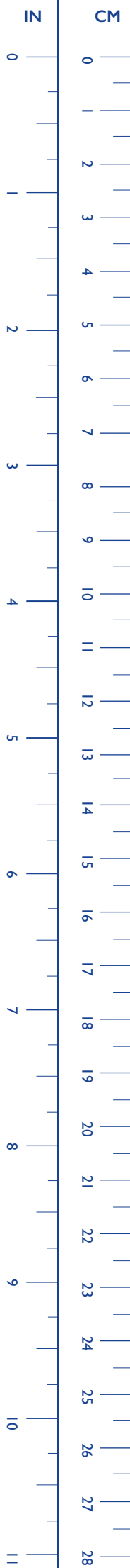
Work 4 rows more inc 1 st at each end as before in next and foll 2nd [2nd:2nd:2nd:2nd:0] row.

39 [41:43:45:47:49] sts.

Cast off rem 39 [41:43:45:47:49] sts in patt.

TO MAKE UP

Join side seams. Fold yoke facing to inside along g-st ridge and slip stitch in place to form casing for ties. Using three strands of A, make 2 twisted cords approximately 46 [48:50:52:54:60]cm, (18 [19:19¾:20½:21¼:23¾]in) in length for the shoulder ties. Thread ties through casings and knot at shoulders. Work 2 rows of running stitch and embroider flowers using lazy daisy stitch, using B below line of colour change and A above. Pin out garment to the measurement given. Cover with damp cloths and leave until dry. See ball band for washing and further care instructions.



SNUGGLY

100% Cotton

DOUBLE KNITTING

CHOOSE YOUR FAVOURITE COLOUR

760 Florida Pink



761 Cream



757 Light Grey



765 Ice Blue



SIRDAR

WEST YORKSHIRE
Est. 1880

FOR MORE INSPIRATION, FREE PATTERNS AND TUTORIALS

 /KnitSirdar

 @knitsirdar

www.sirdar.co.uk

Printed in UK
SPJD5381



5 054714 053819 >