

DESIGN N°

2579

INTERMEDIATE



# SIRDAR

WEST YORKSHIRE  
Est\_1880



WE TRIPLE-CHECK  
OUR PATTERNS TO  
GUARANTEE SUCCESS  
WHEN YOU USE  
SIRDAR YARNS

## SNUGGLY

100% Cotton

DOUBLE KNITTING

3-7 YEARS

MORE COLOURS  
ON BACK PAGE



# SIRDAR

WEST YORKSHIRE  
Est. 1880

# SNUGGLY

100% Cotton

**DOUBLE KNITTING**

Established in West Yorkshire in 1880, Sirdar is a British yarn company with a rich hand knitting heritage. Generations of families have grown up wearing Sirdar hand knitting yarns and designs.

Sirdar Snuggly is the brand our customers trust to keep their little ones warm and comfortable. Every Sirdar Snuggly yarn has been rigorously tested so you know it will be kind to your baby's tender skin and remain soft and gentle, wash after wash.

Snuggly 100% Cotton is a premium yarn, specially developed to retain softness, shape and colour; wash after wash. Spun from 100% cotton fibre, in 24 gorgeous shades, this double knitting yarn is a joy to knit and creates breathable baby wear.



*“Sirdar Snuggly 100% Cotton feels much gentler than other cottons and really does stay soft after every machine wash.”*

### TRY THESE SHADES


Turn to the back page to choose your favourite.



753 Orange



754 Red



750 Smokey Blue








759 Rhino



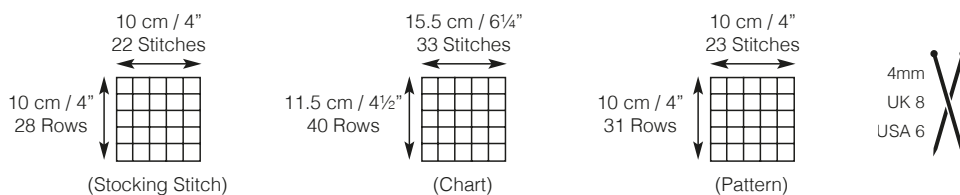
**MEASUREMENTS**

Follow the pattern instructions for your size

Age		3 years	4 years	5 years	6 years	7 years
Chest		59 cm 23 1/4"	61 cm 24"	64 cm 25 1/4"	66 cm 26"	69 cm 27 1/4"
Width		64 cm 25 1/4"	66 cm 26"	70 cm 27 1/2"	72 cm 28 1/4"	74 cm 29 1/4"
Full Length		38 cm 15"	40 cm 15 3/4"	42 cm 16 1/2"	44 cm 17 1/4"	46 cm 18"
Sleeve Length		28 cm 11"	30 cm 11 3/4"	32 cm 12 1/2"	34 cm 13 1/2"	36 cm 14"
Yarn * No Balls		5	5	6	6	7
Yarn You also need	F230 Snuggly 100% Cotton, DK, 50g, shade 753 Orange 1 Pair of 4mm (UK8 - USA6) Knitting Needles, 1 Pair of 3 1/4mm (UK10 - USA3) Knitting Needles. Stitch Holders.					

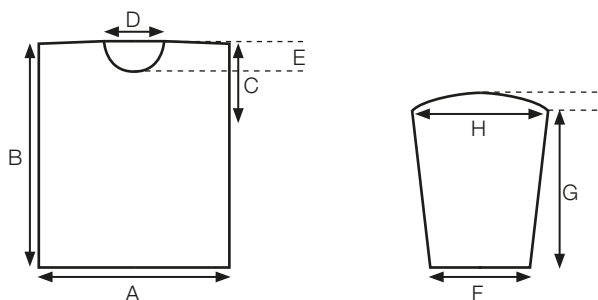
\*Average number of balls required when you use the specified Sirdar yarn and tension shown below.

**TENSION & NEEDLES**



**PIECE MEASUREMENTS**

- A 32 [33:35:36:37] cm (12 1/2 [13:13 3/4:14:14 1/2]" )
- B 38 [40:42:44:46] cm (15 [15 3/4:16 1/2:17 1/4:18]" )
- C 16 [16:17:17:18] cm (6 1/4 [6 1/4:6 1/2:6 1/2:7]" )
- D 13 [13:13:13:13] cm (5 1/4 [5 1/4:5 1/4:5 1/4:5 1/4]" )
- E 7 [7:7:7:8] cm (2 3/4 [2 3/4:2 3/4:2 3/4:3]" )
- F 17 [17:18:18:18] cm (6 1/2 [6 1/2:7:7:7]" )
- G 28 [30:32:34:36] cm (11 [11 1/4:12 1/2:13 1/2:14]" )
- H 26 [26:28:28:29] cm (10 1/4 [10 1/4:11:11:11 1/2]" )
- I 3 [3:3:3:3] cm (1 1/4 [1 1/4:1 1/4:1 1/4]" )



## STITCHES & ABBREVIATIONS

alt - alternate  
beg - beginning  
cm - centimetres  
cont - continue  
dec - decrease(ing)  
DK - double knitting  
foll - following  
g - grammes  
in - inch(es)  
inc - increase(ing)  
k - knit  
mm - millimetres  
p - purl  
patt - pattern  
rem - remain(ing)  
rep - repeat  
rs - right side  
st(s) - stitch(es)  
tog - together  
ws - wrong side  
M1 - pick up loop between last and next stitch and knit into back of this loop.

## TIPS & TECHNIQUES

Work chart from right to left on right side rows and left to right on wrong side rows.

## BACK

Using 3¼mm needles and thumb method cast on 83 [85:89:93:97] sts.

**1st Row.** \* K1, p1, rep from \* to last st, k1.

**2nd Row.** P1, \* k1, p1, rep from \* to end.

1st and 2nd rows set 1x1 rib.

Work 3 rows more in 1x1 rib.

**6th Row.** P2 [3:5:6:2], p2tog, (p5 [5:5:4:4], p2tog) 11 [11:11:13:15] times, p2 [3:5:7:3]. 71 [73:77:79:81] sts.

Change to 4mm needles and proceed as follows:-

**1st Row.** Knit.

**2nd Row.** Purl.

1st and 2nd rows set st-st (stocking stitch). \*\*

Working in st-st (throughout) cont until back measures 38 [40:42:44:46]cm, (15 [15¾:16½:17¼:18]in), ending with a ws row.

## SHAPE SHOULDERS

Cast off 10 [11:12:12:13] sts at beg of next 2 rows. 51 [51:53:55:55] sts.

Cast off 11 [11:12:13:13] sts at beg of next 2 rows. 29 sts.

Leave rem 29 sts on a stitch holder.

## FRONT

Work as given for Back to \*\*.

Working in st-st (throughout) cont until front measures 15.5 [16.5:17.5:18.5:19.5]cm, (6¼ [6½:6¾:7¼:7¾]in), ending with a rs row.

**Next Row.** P2tog, purl to last 2 sts, p2tog. 69 [71:75:77:79] sts.

**1st Row.** K18 [19:21:22:23], work across 33 sts of chart, k18 [19:21:22:23].

**2nd Row.** P18 [19:21:22:23], work across 33 sts of chart, p18 [19:21:22:23].

Keeping continuity of chart and st-st, work from 3rd to 40th row of chart.

**Next Row.** K1, m1, knit to last st, m1, k1. 71 [73:77:79:81] sts.

Cont until front measures 32 [34:36:38:39]cm, (12½ [13½:14:15:15½]in), ending with a ws row.

## SHAPE NECK

**Next Row.** K26 [27:29:30:31], turn, leave rem 45 [46:48:49:50] sts on a stitch holder.

Working on these 26 [27:29:30:31] sts only, proceed as follows:-

**Next Row.** P2tog, purl to end. 25 [26:28:29:30] sts.

Work 2 rows dec 1 st at neck edge in every row. 23 [24:26:27:28] sts.

Work 3 rows dec 1 st at neck edge in next and foll alt row.

21 [22:24:25:26] sts.

Cont without shaping until front measures 38 [40:42:44:46]cm, (15 [15¾:16½:17¼:18]in), ending with a ws row.

## SHAPE SHOULDER

**Next Row.** Cast off 10 [11:12:12:13] sts, knit to end. 11 [11:12:13:13] sts.

**Next Row.** Purl.

Cast off rem 11 [11:12:13:13] sts.

With rs facing, working on rem 45 [46:48:49:50] sts, slip 19 sts onto a stitch

holder, rejoin yarn to rem 26 [27:29:30:31] sts and knit to end.

**Next Row.** Purl to last 2 sts, p2tog. 25 [26:28:29:30] sts.

Work 2 rows dec 1 st at neck edge in every row. 23 [24:26:27:28] sts.

Work 3 rows dec 1 st at neck edge in next and foll alt row.

21 [22:24:25:26] sts.

Cont without shaping until front measures 38 [40:42:44:46]cm, (15 [15¾:16½:17¼:18]in), ending with a rs row.

## SHAPE SHOULDER

**Next Row.** Cast off 10 [11:12:12:13] sts, purl to end. 11 [11:12:13:13] sts.

**Next Row.** Knit.

Cast off rem 11 [11:12:13:13] sts.

## SLEEVES (Both alike)

Using 3¼mm needles and thumb method cast on 45 [45:47:47:47] sts, work 5 rows in 1x1 rib.

**6th Row.** P1 [1:2:2:2], p2tog, (p6, p2tog) 5 times, p2 [2:3:3:3].

39 [39:41:41:41] sts.

Change to 4mm needles and proceed as follows:-

**1st Row.** Purl.

**2nd Row.** \* K1, p1, rep from \* to last st, k1.

1st and 2nd rows set patt.

Working in patt (throughout) inc 1 st at each end of 3rd and every foll 6th row to 49 [43:55:49:53] sts, working inc sts in patt.

Inc 1 st at each end of every foll 8th row to 59 [59:65:65:67] sts, working inc sts in patt.

Cont without shaping until sleeve measures 28 [30:32:34:36]cm, (11 [11¾:12½:13½:14]in), ending with a ws row.

## SHAPE SLEEVE TOP

Cast off 4 [4:5:5:5] sts in patt at beg of next 2 [2:6:6:4] rows.

51 [51:35:35:47] sts.

Cast off 5 [5:6:6:6] sts in patt at beg of next 8 [8:4:4:6] rows. 11 sts.

Cast off rem 11 sts in patt.

## NECKBAND

Join right shoulder seam. With rs facing, using 3¼mm needles pick up and knit 18 [18:18:18:20] sts evenly along left

side of neck, work across  
19 sts left on a stitch holder at front of  
neck as follows:- k4, m1, (k5, m1)  
twice, k5, pick up and knit 18 [18:18:  
18:20] sts evenly along right side of  
neck and work across 29 sts left on  
a stitch holder at back of neck as  
follows:- k5, m1, (k4, m1) 5 times, k4.  
93 [93:93:93:97] sts.  
Starting with 2nd row of 1x1 rib work  
6 rows.  
Cast off in rib.

## TO MAKE UP

Join left shoulder and neckband seams.  
Fold sleeves in half lengthways then  
placing folds to shoulder seams, sew  
sleeves in position for approximately  
16 [16:17:17:18]cm, (6¼ [6¼:6½:  
6½:7]in) from shoulder. Join side and  
sleeve seams. Pin out garment to the  
measurement given. Cover with damp  
cloths and leave until dry. See ball  
band for washing and further care  
instructions.







REPLAY DESIGN N° 2566



100% COTTON DESIGN N° 2573



REPLAY DESIGN N° 2569

CHOOSE YOUR NEXT  
KIDS' PROJECT

  
**SIRDAR**  
WEST YORKSHIRE  
EST. 1880

**SNUGGLY**

*100% Cotton & Replay*

DOUBLE KNITTING



REPLAY DESIGN N° 2567



100% COTTON DESIGN N° 2572



100% COTTON DESIGN N° 2576



REPLAY DESIGN N° 2564



100% COTTON DESIGN N° 2574

# SNUGGLY

100% Cotton

DOUBLE KNITTING

CHOOSE YOUR FAVOURITE COLOUR

753 Orange



754 Red



750 Smokey Blue



759 Rhino



## SIRDAR

WEST YORKSHIRE  
Est. 1880

FOR MORE INSPIRATION

[f/knitsirdar](#) #SIRDARMAKES [@knitsirdar](#) [/knitsirdar](#)

[www.sirdar.com](http://www.sirdar.com)

