



DESIGN N°

10347

INTERMEDIATE

# SIRDAR

WEST YORKSHIRE  
Est\_1880



WE TRIPLE-CHECK  
OUR PATTERNS TO  
GUARANTEE SUCCESS  
WHEN YOU USE  
SIRDAR YARNS

## JEWELSPUN

ARAN

ONE SIZE

MORE COLOURS  
ON BACK PAGE



# JEWELSPUN

ARAN



*“Thank you Sirdar.  
Now I can knit the hand-spun  
look I love, at a price  
I can afford”*

Established in West Yorkshire in 1880, Sirdar is a British yarn company with a rich hand knitting heritage. Generations of families have grown up wearing Sirdar hand knitting yarns and designs.

Each season, we complement your favourite Sirdar classics with the latest yarn innovations and effects for fashionable knits. And we triple check every stylish Sirdar pattern to guarantee a successful knit with the recommended Sirdar yarn.

Jewelspun blends opulent colours to mimic the popular hand-spun look in a soft, light aran weight that's as easy to care for as it is to wear. Choose from six flattering shades to bring a bit of simple Scandi-style cosiness to your wardrobe.

## TRY THESE SHADES

Turn to the back page to choose your favourite.



839 Northern Lights



845 Golden Green



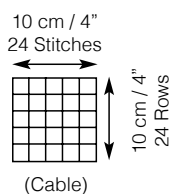
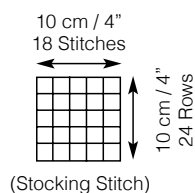
843 Setting Sun



707 Golden Feldspar

## MEASUREMENTS

### TENSION & NEEDLES



5mm / UK 6 / USA 8



Width and Length (approximately)	32cm x 188cm 12½" x 74¼"
Yarn* No Balls	2
Yarn You also need	F237 Jewelspun, Aran, 200g, shade 839 Northern Lights 1 Pair of 5mm (UK6 - USA8) Knitting Needles, 1 pair of 4mm (UK8 - USA6) Knitting Needles and Cable Needle

\*Average number of balls required when you use the specified Sirdar yarn and tension shown

## STITCHES & ABBREVIATIONS

alt - alternate

cm - centimetres

CN - cable needle

cont - continue

g - grammes

in - inch(es)

inc - increase(ing)

k - knit

mm - millimetres

p - purl

patt - pattern

rep - repeat

rs - right side

st(s) - stitch(es)

tog - together

ws - wrong side

**C6B** - slip next 3 sts to back on

CN, k3 then k3 from CN

**C6F** - slip next 3 sts to front on

CN, k3 then k3 from CN

Using 4mm needles cast on 65 sts.

**1st Row.** P2, \* k1, p1, rep from \* to last 3 sts, k1, p2.

**2nd Row.** K2, p1, \* k1, p1, rep from \* to last 2 sts, k2.

1st and 2nd rows set 1x1 rib with reversed st-st border.

Working in patt as set cont until scarf measures 5cm, (2in), ending with a rs row.

**Next Row.** P2, inc in next st, (p5, inc in next st) 10 times, p2. 76 sts.

Change to 5mm needles and proceed as follows:-

**1st Row.** P2, knit to last 2 sts, p2.

**2nd and Every Alt Row.** K2, purl to last 2 sts, k2.

**3rd Row.** P2, (C6F, k6) 6 times, p2.

**5th Row.** As 1st row.

**7th Row.** P2, (k6, C6B) 6 times, p2.

**8th Row.** K2, purl to last 2 sts, k2.

From 1st to 8th row sets patt.

Working in patt as set cont until scarf measures approximately 183cm, (72<sup>1</sup>/<sub>4</sub>in), ending with 5th or 7th row of patt.

Change to 5mm needles and proceed as follows:-

**Next Row.** P2, p2tog, (p5, p2tog) 10 times, p2. 65 sts.

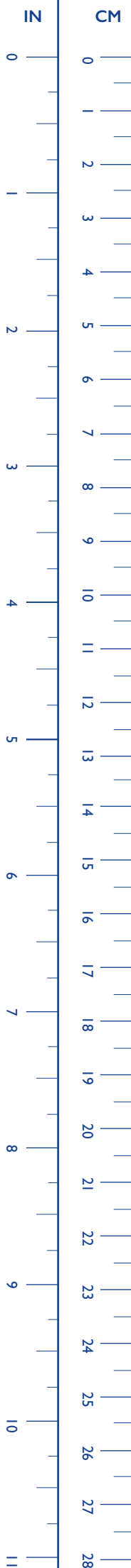
Work in 1x1 rib with reversed st-st border until scarf measures

188cm, (74<sup>1</sup>/<sub>4</sub>in), ending with a ws row.

Cast off in patt.

## TO COMPLETE

Pin out scarf to the measurement given. Cover with damp cloths and leave until dry. See ball band for washing and further care instructions.



**JEWELSPUN**  
ARAN  
CHOOSE YOUR FAVOURITE COLOUR

839 Northern Lights



845 Golden Green



843 Setting Sun



707 Golden Feldspar