



DESIGN N°

10246

INTERMEDIATE

SIRDAR

WEST YORKSHIRE
Est_1880



WE TRIPLE-CHECK
OUR PATTERNS TO
GUARANTEE SUCCESS
WHEN YOU USE
SIRDAR YARNS

COUNTRY CLASSIC

4 PLY

81-137cm
32-54in

MORE COLOURS
ON BACK PAGE



SIRDAR

WEST YORKSHIRE
Est. 1880

COUNTRY CLASSIC

4 PLY

Established in West Yorkshire in 1880, Sirdar is a British yarn company with a rich hand knitting heritage. Generations of families have grown up wearing Sirdar hand knitting yarns and designs.

Each season, we complement your favourite Sirdar classics with the latest yarn innovations and effects for fashionable knits. And we triple check every stylish Sirdar pattern to guarantee a successful knit with the recommended Sirdar yarn.


A Sirdar favourite in a finer weight, Country Classic 4 Ply is perfect for lightweight warm layers. Boasting beautiful shades inspired by the British countryside, the 50/50 blend of pure wool and acrylic feels wonderfully soft on the skin and offers great stitch definition to showcase your skills.




“Sirdar Country Classic 4 ply is softer than other pure wool blends, the light-weight yarn is perfect for British summers.”

TRY THESE SHADES


Turn to the back page to choose your favourite.




952 Navy



965 Teal



962 Dove Grey



953 Burnt Orange








Sweater shade 952



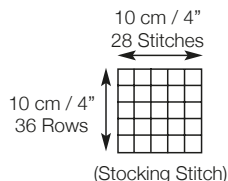
MEASUREMENTS

Follow the pattern instructions for your size

Size	S	M	L	XL	XXL	XXXL
Chest 	81/86 cm 32/34"	91/97 cm 36/38"	102/107 cm 40/42"	112/117 cm 44/46"	122/127 cm 48/50"	132/137 cm 52/54"
Width 	109 cm 43"	120 cm 47 1/4"	130 cm 51 1/4"	140 cm 55 1/4"	150 cm 59"	160 cm 63"
Full Length 	54 cm 21 1/4"	56 cm 22"	58 cm 22 3/4"	60 cm 23 3/4"	62 cm 24 1/2"	64 cm 25 1/4"
Sleeve Length 	45 cm 17 3/4"	45 cm 17 3/4"	46 cm 18"	47 cm 18 1/2"	47 cm 18 1/2"	47 cm 18 1/2"
Yarn A* No Balls 	9	10	11	12	13	14
Yarn You also need	F247 Country Classic, 4 Ply, 50g, shade 952 Navy. 1 Pair of 3 1/4mm (UK10 - USA3) Knitting Needles and 1 Pair of 2 3/4mm (UK12 - USA2) Knitting Needles. 1 2 3/4mm (UK12 - USA2) 80cm Circular Needle if required for the Neckband. Stitch Holders.					

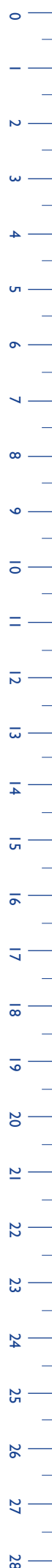
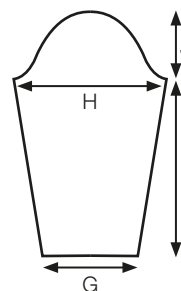
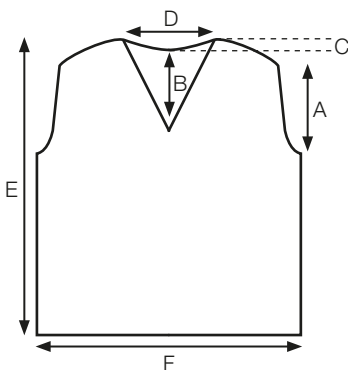
*Average number of balls required when you use the specified Sirdar yarn and tension shown below

TENSION & NEEDLES



PIECE MEASUREMENTS

- A 22 [24:26:27:28:29]cm
(8 3/4 [9 1/2:10 1/4:10 3/4:11:11 1/2])"
- B 21 [21:22:22:22:22]cm
(8 1/4 [8 1/4:8 3/4:8 3/4:8 3/4])"
- C 2 [2:2:2:2:2]cm
(3/4 [3/4:3/4:3/4:3/4])"
- D 23 [24:24:25:25:25]cm
(9 [9 1/2:9 1/2:9 3/4:9 3/4:9 3/4])"
- E 54 [56:58:60:62:64]cm
(21 1/4 [22:22 3/4:23 3/4:24 1/2:25 1/4])"
(measured from back of neck)
- F 54.5 [60:65:70:75:80]cm
(21 1/4 [23 3/4:25 1/2:27 1/2:29 1/2:31 1/2])"
- G 32 [33:34:34:37:37]cm
(12 1/2 [13:13 1/2:13 1/2:14 1/2:14 1/2])"
- H 42 [44:48:50:52:54]cm
(16 1/2 [17 1/4:19:19 3/4:20 1/2:21 1/4])"
- I 45 [45:46:47:47:47]cm
(17 3/4 [17 3/4:18:18 1/2:18 1/2:18 1/2])"
- J 13 [13:14:15:15.5:16]cm
(5 1/4 [5 1/4:5 1/2:6:6 1/4])"



STITCHES & ABBREVIATIONS

alt - alternate
beg - beginning
cm - centimetres
cont - continue
dec - decrease(ing)
foll - following
g - grammes
in - inch(es)
inc - increase(ing)
k - knit
mm - millimetres
p - purl
pss0 - pass slipped stitch over
rs - right side
rem - remain(ing)
rep - repeat
sl - slip 1 stitch knitways
st(s) - stitch(es)
tbl - through back of loop
tog - together
ws - wrong side
0 - no stitches, times or rows

BACK

Using 2³/₄mm needles and thumb method cast on 174 [194:210:226:238:258] sts.

1st Row. * K2, p2, rep from * to last 2 sts, k2.

2nd Row. P2 * k2, p2, rep from * to end.

1st and 2nd rows set 2x2 rib. Work in 2x2 rib for 12cm, (4³/₄in), ending with a rs row.

Next Row. P2 [9:10:11:10:13], p2tog, (p6 [5:5:5:6:5], p2tog) 21 [25:27:29:27:33] times, p2 [8:9:10:10:12]. 152 [168:182:196:210:224] sts.

Change to 3¹/₄mm needles and proceed as follows:-

1st Row. Knit.

2nd Row. Purl.

1st and 2nd rows set st-st (stocking stitch).

Working in st-st (throughout) cont until back measures 28 [28:28:29:30:31]cm, (11 [11:11:11¹/₂:11³/₄:12]in), ending with a ws row.

SHAPE ARMHOLES

Cast off 3 [3:4:4:5:5] sts at beg of next 2 rows. 146 [162:174:188:200:214] sts.

For 2nd, 3rd, 4th, 5th and 6th sizes only

Next Row. K4, sl, kl, pss0, knit to last 6 sts, k2tog, k4. [160:172:186:198:212] sts.

Next Row. P4, p2tog, purl to last 6 sts, p2togtbl, p4. [158:170:184:196:210] sts. Work [0:0:2:4] rows dec [0:0:1:1] st at each end as before in every row. [158:170:180:192:202] sts.

For all 6 sizes

Next Row. K4, sl, kl, pss0, knit to last 6 sts, k2tog, k4. 144 [156:168:178:190:200] sts.

Next Row. Purl.

Last 2 rows set armhole shapings.

Work 2 [2:4:4:20:22] rows dec 1 st at each end as before in next and every foll 0 [0:2nd:2nd:2nd:2nd] row.

142 [154:164:174:170:178] sts. **

Work 17 [17:21:29:13:13] rows dec 1 st at each end as before in next and every foll 4th row.

132 [144:152:158:162:170] sts.

Cont without shaping until armholes measure 22 [24:26:27:28:29]cm, (8³/₄ [9¹/₂:10¹/₄:10³/₄:11:11¹/₂]in), ending with a ws row.

SHAPE SHOULDERS

Cast off 4 [5:6:6:6:7] sts at beg of next 2 [6:6:6:6:6] rows. 124 [114:116:122:126:128] sts.

For 1st size only

Cast off 5 sts at beg of next 4 rows. 104 sts.

For all 6 sizes

DIVIDE FOR NECK

Next Row. Cast off 5 [5:6:6:7:7] sts (shoulder edge), k18 [21:21:23:24:25], turn, leave rem 80 [87:88:92:94:95] sts on a stitch holder.

Working on these 19 [22:22:24:

25:26] sts only proceed as follows:-

Next Row. P2tog (neck edge), purl to end. 18 [21:21:23:24:25] sts.

Next Row. Cast off 5 [6:6:6:7:7] sts, knit to last 2 sts, k2tog. 12 [14:14:16:16:17] sts.

Next Row. P2tog (neck edge), purl to end. 11 [13:13:15:15:16] sts.

Next Row. Cast off 5 [6:6:7:7:7] sts, knit to last 2 sts, k2tog. 5 [6:6:7:7:8] sts.

Next Row. Purl.

Cast off rem 5 [6:6:7:7:8] sts.

With rs facing, working on rem 80 [87:88:92:94:95] sts, rejoin yarn and cast off 56 [60:60:62:62:62] sts, knit to end. 24 [27:28:30:32:33] sts.

Next Row. Cast off 5 [5:6:6:7:7] sts (shoulder edge), purl to last 2 sts, p2tog (neck edge).

18 [21:21:23:24:25] sts.

Next Row. K2tog, knit to end.

17 [20:20:22:23:24] sts.

Next Row. Cast off 5 [6:6:6:7:7] sts, purl to last 2 sts, p2tog.

11 [13:13:15:15:16] sts.

Next Row. K2tog, knit to end.

10 [12:12:14:14:15] sts.

Next Row. Cast off 5 [6:6:7:7:7] sts, purl to end. 5 [6:6:7:7:8] sts.

Next Row. Knit.

Cast off rem 5 [6:6:7:7:8] sts.

FRONT

Work as given for Back to **.

Work 12 [16:18:20:6:6] rows dec

1 st at each end as before in next and every foll 4th row.

136 [146:154:164:166:174] sts.

DIVIDE FOR NECK

Next Row. (K4, sl, kl, pss0) 1 [1:0:1:0:0] times, k56 [61:71:70:77:81], k2tog, k4, turn, leave rem 68 [73:77:82:83:87] sts on a stitch holder.

Working on these 66 [71:76:80:

82:86] sts only proceed as follows:-

Next Row. P4, p2tog, purl to end.

65 [70:75:79:81:85] sts.

For 1st, 3rd, 4th, 5th and 6th sizes only

Work 4 [6:8:5:5] rows dec 1 st at armhole edge as before in 3rd [1st:3rd:1st:1st] and foll 0 [0:4th:4th:4th] row AT SAME TIME dec 1 st at neck edge as before in every row. 60 [68:69:74:78] sts.

For 2nd, 5th and 6th sizes only

Work [8:5:5] rows dec 1 st at neck edge only as before in every row. [62:69:73] sts.

For all 6 sizes

Work 51 [47:51:49:45:45] rows dec 1 st at neck edge only as before in

next and every foll alt row. **34** [38:42:44:46:50] sts.

Cont without shaping until armhole measures **22** [24:26:27:28:29]cm, ($8\frac{3}{4}$ [9½:10¼:10¾:11:11½]in), ending with a ws row.

SHAPE SHOULDER

Next Row. Cast off **4** [5:6:6:6:7] sts, knit to end. **30** [33:36:38:40:43] sts.

Next Row. Purl.

Next Row. Cast off **5** [5:6:6:6:7] sts, knit to end. **25** [28:30:32:34:36] sts.

Next Row. Purl.

Next Row. Cast off **5** [5:6:6:6:7] sts, knit to end. **20** [23:24:26:28:29] sts.

Next Row. Purl.

Next Row. Cast off **5** [5:6:6:6:7] sts, knit to end. **15** [18:18:20:21:22] sts.

Next Row. Purl.

Next Row. Cast off **5** [6:6:6:7:7] sts, knit to end. **10** [12:12:14:14:15] sts.

Next Row. Purl.

Next Row. Cast off **5** [6:6:7:7:7] sts, knit to end. **5** [6:6:7:7:8] sts.

Next Row. Purl.

Cast off rem **5** [6:6:7:7:8] sts.

With rs facing, working on rem **68** [73:77:82:83:87] sts, rejoin yarn and k4, s1, k1, pss0, knit to last **6** [6:0:6:0:0] sts, (k2tog, k4) **1** [1:0:1:0:0] times (armhole edge). **66** [71:76:80:82:86].

Next Row. Purl to last 6 sts, p2togtbl, p4. **65** [70:75:79:81:85] sts.

For 1st, 3rd, 4th, 5th and 6th sizes only

Work **4** [6:8:5:5] rows dec 1 st at neck edge as before in every row AT SAME TIME dec 1 st at armhole edge as before in 3rd [1st:3rd:1st:1st] and foll **0** [0:4th:4th:4th] row. **60** [68:69:74:78] sts.

For 2nd, 5th and 6th sizes only

Work [8:5:5] rows dec 1 st at neck edge only as before in every row. [62:69:73] sts.

For all 6 sizes

Work **51** [47:51:49:45:45] rows dec 1 st at neck edge only as before in next and every foll alt row. **34** [38:42:44:46:50] sts.

Cont without shaping until armhole measures **22** [24:26:27:28:29]cm,

($8\frac{3}{4}$ [9½:10¼:10¾:11:11½]in), ending with a rs row.

SHAPE SHOULDER

Next Row. Cast off **4** [5:6:6:6:7] sts, purl to end. **30** [33:36:38:40:43] sts.

Next Row. Knit.

Next Row. Cast off **5** [5:6:6:6:7] sts, purl to end. **25** [28:30:32:34:36] sts.

Next Row. Knit.

Next Row. Cast off **5** [5:6:6:6:7] sts, purl to end. **20** [23:24:26:28:29] sts.

Next Row. Knit.

Next Row. Cast off **5** [5:6:6:7:7] sts, purl to end. **15** [18:18:20:21:22] sts.

Next Row. Knit.

Next Row. Cast off **5** [6:6:6:7:7] sts, purl to end. **10** [12:12:14:14:15] sts.

Next Row. Knit.

Next Row. Cast off **5** [6:6:7:7:7] sts, purl to end. **5** [6:6:7:7:8] sts.

Next Row. Knit.

Cast off rem **5** [6:6:7:7:8] sts.

SLEEVES (Both alike)

Using 2¾mm needles and thumb method cast on **102** [106:110:110:118:118] sts.

Work in 2x2 rib for 12cm, ($4\frac{3}{4}$ in), ending with a rs row.

Next Row. P6 [7:9:10:7:6], p2tog, (p6 [5:5:6:4:6], p2tog) **11** [13:13:11:17:13] times, p6 [6:8:10:7:6]. **90** [92:96:98:100:104] sts.

Change to 3¼mm needles and working in st-st (throughout) inc 1 st at each end of 5th and every foll **6th** [6th:4th:4th:4th:4th] row to **98** [116:108:118:132:142] sts.

Inc 1 st at each end of every foll **8th** [8th:6th:6th:6th:6th] row to **118** [124:134:140:146:152] sts.

Cont without shaping until sleeve measures **45** [45:46:47:47:47]cm, ($17\frac{3}{4}$ [17¾:18:18½:18½:18½]in), ending with a ws row.

SHAPE SLEEVE TOP

Cast off **3** [3:4:4:5:5] sts at beg of next 2 rows. **112** [118:126:132:136:142] sts.

Work **12** [16:18:16:18:20] rows dec 1 st at each end of every row. **88** [86:90:100:100:102] sts.

Work **18** [16:16:20:20:18] rows dec 1 st at each end of next and every foll alt row. **70** [70:74:80:80:84] sts.



Work 12 [12:12:14:14:16] rows dec
1 st at each end of every row.
46 [46:50:52:52:52] sts.

Cast off 8 [8:10:10:10:10] sts at beg of
next 2 rows. 30 [30:30:32:32:32] sts.

Cast off rem 30 [30:30:32:32:32] sts.

NECKBAND

Join right shoulder seam. With rs
facing using 2³/₄mm needles, or 2³/₄mm
circular needle if required, pick up and
knit 76 [76:76:78:78:78] sts evenly
along left side of neck, pick up loop at
centre of V and knit into the back of
this loop, pick up and knit 76 [76:76:78:
78:78] sts evenly along right side of
neck, 3 sts evenly along right side of
back neck, 54 [62:62:66:66:66] sts
evenly from 56 [60:60:62:62:62] cast
off sts at back of neck and 3 sts evenly
along left side of back neck. 213 [221:
221:229:229:229] sts.

1st Row. (P2, k2) 33 [35:35:37:
37:37] times, p2 [2:2:1:1:1], k1 [1:1:0:0:0],
insert needle purlways through back of
2nd st then 1st st and slip both sts off
needle tog, purl next st then pass
2 slipped sts tog over purl st,
k1 [1:1:0:0:0], p2 [2:2:1:1:1], (k2, p2)
18 [18:18:19:19:19] times. 211 [219:
219:227:227:227] sts.

2nd Row. (K2, p2) 18 [18:18:19:
19:19] times, k2 [2:2:0:0:0], insert
needle knitways into 2nd st then 1st
st and slip both sts off needle tog, knit
next st then pass 2 slipped sts tog over
knit st, k2 [2:2:0:0:0], (p2, k2) 33 [35:
35:37:37:37] times.
209 [217:217:225:225:225] sts.

Work 18 rows more in rib dec 2 sts in
centre of V as before in every row.
173 [181:181:189:189:189] sts.

Cast off in rib dec 2 sts as before at
centre of V.

TO MAKE UP

Join left shoulder and neckband
seams. Fold sleeves in half lengthways
then placing folds to shoulder seams,
sew sleeves in position. Join side and
sleeve seams. Pin out garment to the
measurement given. Cover with damp
cloths and leave until dry. See ball
band for washing and further care
instructions.



DESIGN N° 10238



DESIGN N° 10241



DESIGN N° 10242


SIRDAR
WEST YORKSHIRE
Est. 1880
COUNTRY CLASSIC
4 PLY

CHOOSE YOUR NEXT
PROJECT



DESIGN N° 10239



DESIGN N° 10243



DESIGN N° 10244



DESIGN N° 10245



SIRDAR

WEST YORKSHIRE
EST. 1880

COUNTRY
CLASSIC

4 PLY

CHOOSE YOUR FAVOURITE COLOUR

952 Navy



965 Teal



962 Dove Grey



953 Burnt Orange



SIRDAR

WEST YORKSHIRE
Est. 1880

FOR MORE INSPIRATION

[f/knitsirdar](https://www.facebook.com/knitsirdar) #SIRDARMAKES [@knitsirdar](https://www.instagram.com/knitsirdar) [p/knitsirdar](https://www.pinterest.com/knitsirdar)

www.sirdar.com

Printed in UK
SPJD10246



5 054714 102463 >