







Colour - Pantone Solid Coated (PMS C)  
(This is an example, please replace them by your colour choice)

-  PMS 298 C
-  PMS 226 C
-  PMS Black C

-  PMS Yellow C
-  PMS 199 C
-  4 colour process  
(when the file is an image or in opacity colours)

## Document

Software	Adobe Illustrator
Template	10% scale
Colours Mode	CMYK




Please refrain from altering the template size. Select your preferred Pantone Colours from the option above.

## Colours note

Colour management will be done on a "best effort" basis for the chosen specified Pantone Colours (PMS). If the file is a vector with no PMS provided or an image, it will be printed in a full-colour process (CMYK). We cannot be held responsible for colour control when printed in "CMYK." Please note that the colours might appear differently when printed on different substrates and be brighter when exposed to sunlight. **All Custom-Made Products are non-refundable.**

## Art Guidelines

Images	Embedded, 300 dpi
Fonts	Outlined
Colour Swatches	Pantone Solid Coated
File save as	.ai .eps .pdf

-  **Bleed Area: 62" x 37.5"**  
Please extend full artwork to be printed
-  **Finishing Area: 60" x 36"**  
This is where your flag finishing included edge, stitch line
-  **Safety Area**  
Keep important information in this area