








FRAME AND INSERT
 Toggle frame on/off using the "ornament frame" layer in the Layers Panel.



INSERT ONLY
 The light blue outline shows the area visible after the insert is installed in the frame.

	Frame Area		Visible Area through Frame
	No Type/Print Area		Safety Area
	Image Area		Bleed

Important:
 Delete template before printing.
 Do Not resize template.

  www.heatpressnation.com 800-215-0894	
Product: Framed Round Ornament	Dimensions (in): 2.99"x3.5"
	Dimensions (mm): 75.95x88.9
Item #: 4924	DPI: 300
Template Date: 8/2/2021	Color Mode: RGB