

CHRIS SERIES

CHRIS Series is produced using hi-de inition inkjet technology to recreate a crosscut stone look.



PRODUCT TYPE: Glazed porcelain

COLOURS: Light Grey, Dark Grey and Slate

SIZES: 300x300mm, 300x600mm and 600x600mm
Rectified Edges

FINISHES/USAGE:

Matt, Satin, Lappato and Grip/Wall and Floor


AESTHETIC QUALITIES:

The digital system gurantees realistic, authentic colouring, with variations in texture and patterning.

TECHNICAL DATA:

P3 Pendulum slip rating (Matt)
P2 Pendulum slip rating (Satin)
P4 Pendulum slip rating (Grip)
More technical data on last page

VARIATION:



V3

CHRIS SERIES

PRODUCT INFORMATION



Light Grey

Matt 300x300mm | 300x600mm | 600x600mm
Lappato 300x600mm | 600x600mm



Dark Grey

Matt 300x300mm | 300x600mm | 600x600mm
Lappato 300x600mm | 600x600mm
Grip 300x600mm | 600x600mm



Slate

Satin 300x600mm | 600x600mm



Variation is an inherent property of tiles and stone. Sizes are nominal and may include a joint.

CHRIS SERIES







LIFESTYLE IMAGES



Variation is an inherent property of tiles and stone. Sizes are nominal and may include a joint.

CHRIS SERIES

TECHNICAL DATA

	technical characteristics	test method	required values	value
	Group B I a			
	water absorption	iso 10545-30	≤ 0.5%	.21%
	bending strength	iso 10545-4	≥ 12MPA	≥ 33.5MPA
	breaking strength (S)	iso 10545-4	≥ 350 N	≥ 1785N
	abrasion resistace	iso 10545-7	Max. 175 mm ³ PEI 1-5	Class 3
	chemical resistance	iso 10545-13	Household chemicals and swimming pool salts	GA
			Low concentration of acids and alkalis	GLA
	stain resistance	iso 10545-14	Minimum Class 3	Class 5