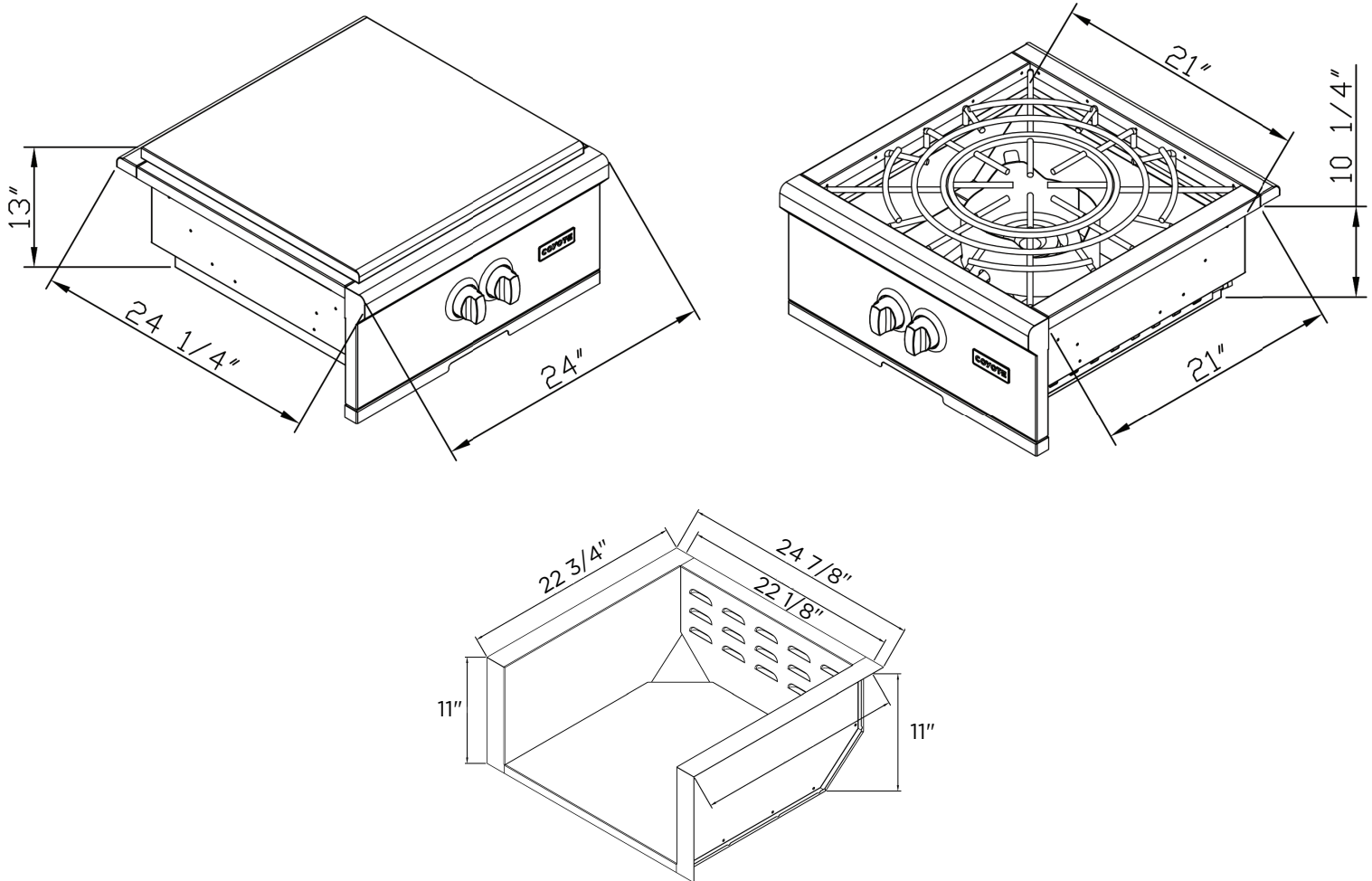


C3PB INSTALL GUIDE

DIMENSIONAL RENDERINGS



Overall Product Dimensions			
Model No.	Height	Width	Depth
C3PB	13"	24"	24 1/4"
CJAKTC1PB	11"	24 7/8"	22 3/4"

Cutout Dimensions for Island			
Model No.	Height	Width	Depth
C3PB	10 1/4"	21"	21"
CJAKTC1PB	11"	22 1/8"	21 7/8"

Model No.	Gas Supply	BTU's	Regulator	WC Pressure	Max PSI	Electrical Requirements
C1PBLP	Propane	60,000	20 lb Tank Regulator	11"	.5 PSI	No Electrical Connections Required
C1PBNG	Natural Gas	60,000	1/2" Female Pipe	4"	.5 PSI	No Electrical Connections Required

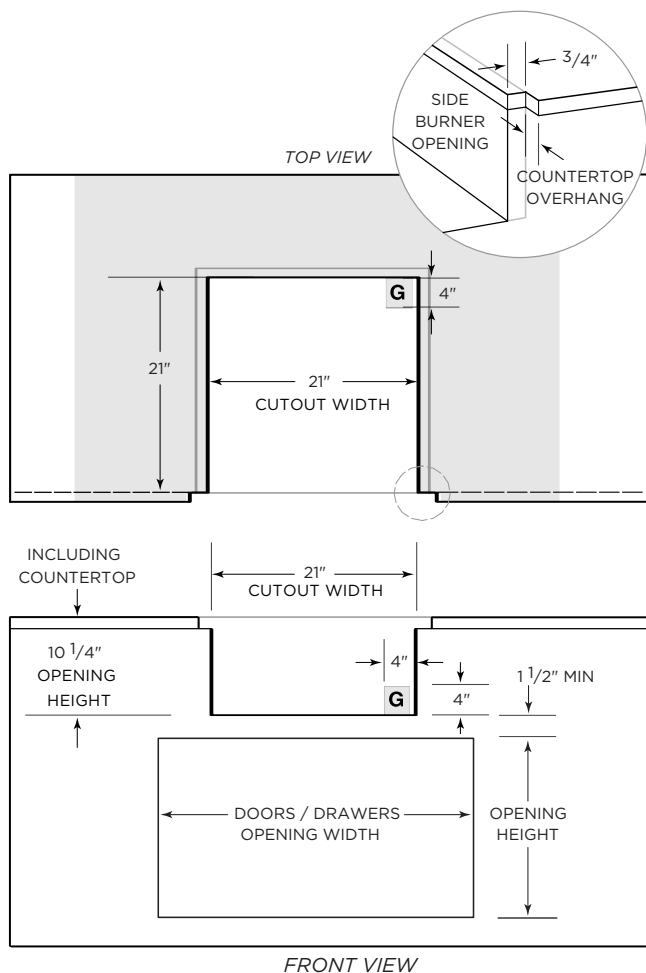
Important Note to Installer: This file is not intended to replace your Owners' Manual which contains specific safety requirements and consumer guidelines. Please refer to your Owners' Manual prior to installing or operating your built-in side burner.

COYOTE
Outdoor Living

www.coyoteoutdoor.com

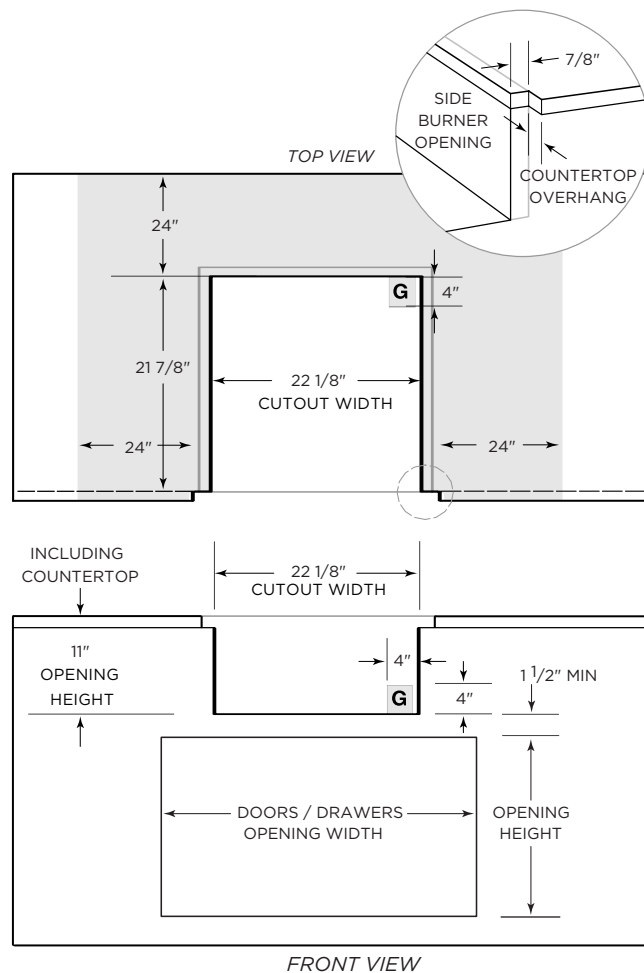
C3PB INSTALL GUIDE

NON-COMBUSTIBLE CONSTRUCTION ONLY Insulated Jacket NOT Required



- ✓ Combustible material can not be within 15" of the grills frame
- ✓ This applies to all directions - horizontal & vertical
- ✓ Shaded area above on "TOP VIEW" illustrates the 24" minimum requirement (not to scale for rendering purposes)
- ✓ The grill is designed to hang from the counter top with no support underneath

COMBUSTIBLE CONSTRUCTION Insulated Jacket Required Model # CJAKTCT1PB



- ✓ If using combustible material within 24" of the grill frame, you MUST use the corresponding Coyote Insulated Jacket
- ✓ Using an insulated jacket, does not waive any other standard installation procedure (ventilation, connections, etc)
- ✓ The jacket is designed to hang from the counter top with no support underneath

Ventilation Requirements:

- ✓ Regardless if you are using a combustible or non-combustible building material, you must include at least two vents within the island.
- ✓ These vents must be at least 20 sq. in. each and allow fresh air to move from the grill cabinet to the exterior environment.
- ✓ For a propane setup, the vents should be installed lower as propane is heavier than air.
- ✓ For a natural gas setup, the vents should be located higher in the island, as natural gas is lighter than air.
- ✓ Do not locate the two vents on the same wall of the island. Cross ventilation is key to allow any excess heat or trapped gas to dissipate.

Important Note to Installer: This file is not intended to replace your Owners' Manual which contains specific safety requirements and consumer guidelines. Please refer to your Owners' Manual prior to installing or operating your built-in side burner.