

TIMBER

PRODUCT SELECTION GUIDE



CONTENTS

Product selection steps	3
Timber grade	4
Boral origins	5
Australian timber species	6
Product by species	7
19mm solid flooring	8
Overlay solid strip flooring	10
Decking	12
Engineered flooring	14
Metallon®	16
Cladding and lining	18
Boral parquetry	20
Solid seasoned F27	21
Environmental choice	22
Chain of custody	22
Care and maintenance	23



SELECT THE RIGHT TIMBER

By following a few simple steps, choosing a new hardwood timber feature to suit your home and reflect your personal style, is easy. Australian hardwood timbers are both timeless and durable, making them perfect for any lifestyle.

STEP ONE

Select a timber product from the quality range of solid flooring, engineered flooring, cladding or outdoor decking. The choice of flooring product is closely related to the installation method.

See pages 8-14

STEP TWO

Select a hardwood timber species from a broad range of Australian species from light browns to deep reds. See page 6

STEP THREE

Select a board width from a range of widths in each timber product.

See pages 8-14

STEP FOUR

Select a timber grade from a variety of subtle, moderate or highly featured timbers. See page 4

STEP FIVE

Select an installation method in combination with the choice of flooring product. For the appropriate installation methods for each product.

See pages 8-14

TIMBER GRADE

Boral Timber meets the structural requirements of Australian Standards (AS 2796.1 and AS 2796.2), however aesthetically Boral Timber utilizes the grading system shown below.

Grading is distinguished by selective gum veins, spirals, burls, insect trails and other natural features that give timber floors a unique character, as individual as a signature.

Boral Timber flooring is not graded for colour variation or grain patterns as they form part of the natural beauty of timber flooring.



CLASSIC GRADE

A subtle feature grade of timber flooring that provides a low level of natural features. The low levels of natural feature present the floor with a uniform look that is best suited to modern, minimalist styles.



STANDARD AND BETTER GRADE

Carefully graded to include the most interesting and moderate features of Australiana grade flooring. This grade offers a minimum level of natural features best suited to a modern style.



AUSTRALIANA GRADE

Graded to include the most interesting and moderate natural features to enhance the look of a timber floor.




NATURAL GRADE

Boral Timber's rustic grade displaying a high level of natural features. This grade offers a unique, aged look with extenuated natural features and is well-suited to both commercial interiors and traditional decors.

For more information on grading visit www.boral.com.au/timber






THE ORIGINS OF BORAL TIMBER CAN BE TRACED BACK MORE THAN A CENTURY.

In 1892 Allen Taylor, a young man from Wagga Wagga established a timber merchant business in Sydney that operated sawmills on the New South Wales coast. He also served as the Lord Mayor of Sydney for six years and was knighted in 1911. During the 1980s, Boral acquired Allen Taylor and Co., together with other timber businesses.

Boral Timber is now one of the largest manufacturers of Australian hardwood products and an industry leader in hardwood flooring. From its headquarters in Sydney, Boral Timber coordinates its production and distribution operations across Australia. The company's solid hardwood flooring products are produced at long-established mills in southern and northern New South Wales.

Boral Timber has become one of the largest suppliers of hardwood timber in Australia with a diverse product range encompassing flooring, decking, cladding, decorative and structural timbers.

TIMBER SPECIES



Australian Beech

A beautiful combination of highland timbers. A unique palette that ranges from pale brown and golden hues to a light cream with a slightly pink tint.




Blackbutt

A commonly grown hardwood that has attractive colouring from cream to pale brown and an occasional tinge of subtle pink.



Brushbox

Sought after for its unique properties and aesthetic qualities. A fine and even texture varying from pale pinkish grey to rich reddish brown.



Flooded (Rose) Gum

Prized for its unique, soft rose tones varying from pale pink to soft reds and red browns. It has a straight grain and the occasional natural scribble pattern.




Forest Reds

A blend of various sized hardwoods harvested from coastal regions. From pale pinks to deep reds, which when blended in flooring, give any venue a warm and luxurious look.



Ironbark

A stunning array of timber hues from pale brown to dark chocolate brown as well as dark red. The grain is usually interlocked, with a moderately coarse surface texture.



Red Mahogany

A classic timber with subtle changes of colour from a mix of pale tones of sapwood to the dark, rich red colouring that is unique to the Red Mahogany species.



River Reds

A mix of pale pink to soft red brown with a straight grain and a moderately coarse and even texture. Used for various outdoor applications such as decking and fencing.



Spotted Gum

A soft mottled colour that varies from pale grey browns and soft creams to rich chocolate brown.




Sydney Blue Gum

A well-known east coast timber. It has a straight grain that is sometimes interwoven. Its distinctive colour varies from soft pinks to dark pinks and red toned browns.



Tallowwood

An exceptionally durable hardwood with unique colour and grain structure. It is predominately yellowish brown with a tinge of olive green and beautiful growth rings visible.



Turpentine

is a highly durable hardwood species. In colour, it varies in hues of reddish-brown through to deep chocolate. It has a straight grain and a coarse but evenly textured surface area.




PRODUCT BY SPECIES

Species	Solid 19mm	Solid overlay	Boral engineered	Decking	Boral metallon	Boral parquetry	Janka* rating
Australian Beech	✓	✓					7.1
Blackbutt	✓	✓	✓	✓	✓	✓	9.1
Brushbox	✓	✓					9.5
Forest Reds	✓	✓		✓			9.0
Ironbark	✓			✓		✓	14.0
Red Mahogany	✓			✓			12.0
River Reds				✓			7.5
Spotted Gum	✓	✓	✓	✓	✓	✓	11.0
Sydney Blue Gum	✓	✓	✓			✓	9.0
Tallowwood	✓			✓		✓	8.6
Turpentine	✓					✓	12.0

* The janka rating is the hardness level given to each species, the higher the number the greater the hardness.



19MM SOLID FLOORING



Australian Beech




Blackbutt




Brushbox



Flooded (Rose) Gum



Ironbark



Red Mahogany



Spotted Gum



Sydney Blue Gum



Blackbutt

The classic style of a traditional timber floor ensures that hardwood strip flooring never goes out of fashion.

Boral 19mm tongue and groove solid strip flooring is precision-milled, providing a wear layer that can be refinished, providing a lifetime of enjoyment. It is manufactured with a tongue and groove profile that is also end-matched for a tight board-to-board fit and a continuous, stable surface.

Boral 19mm is designed to be glued and nailed down over bearers and joists or to battens on concrete. One of the benefits of Boral 19mm is that it can handle foot traffic as soon as it is laid, allowing for other trades on the job before a final sanding and application of the finish.

Secret fixing wide boards

In the past, 130mm wide boards have had to be top nailed. With Boral Timber installation procedure for secret fixing wide boards, board widths of up to 130mm can be secret nailed into the tongue for a smooth and clean finish. Boral Timber recommends that installation is handled by a professional installer. See the Boral Timber installation brochure for further details at www.boral.com.au/timber.

Installation requirements

Boral 19mm solid strip flooring has the structural strength to be installed directly to joists, battens, underply over concrete, existing timber floors or particle board sheet flooring using secret or top nailing methods.

Available Sizes

63x19mm, 85x19mm, 130x19mm, 180x20.5mm (top nail only)
Random lengths up to 5.4m



Spotted Gum



Brushbox



OVERLAY SOLID STRIP FLOORING



Australian Beech



Blackbutt



Brushbox



Flooded (Rose) Gum



Ironbark



Red Mahogany



Spotted Gum



Sydney Blue Gum

Boral overlay solid strip flooring has been designed for those who love the style and warmth of given by a solid timber floor, but don't have the traditional subfloor structure.

Boral overlay is designed to be glued and nailed down directly over concrete, existing timber flooring, or structural underply, as long as the existing floor is clean, dry and flat. Boral overlay is ideal for installing in ground floor renovations over a concrete slab or second storey refurbishments where the subfloor is still in place.

Boral overlay provides a range of options with an 80mm wide board and a wider 130mm board in a range of species. Precision milled to 14mm thick, the board is thinner than 19mm traditional solid strip flooring. Because Boral overlay is laid directly over a structural surface such as concrete or plywood, it is well supported and the additional 5mm thickness is not required.

However, when compared to traditional 19mm solid strip flooring, Boral overlay flooring still offers a similar depth of wear, providing a lifetime of enjoyment.

Installation requirements

Boral overlay solid strip flooring should be glued and nailed onto a concrete slab or directly to structural underply or existing timber floors or particle board sheet flooring.

Available Sizes

80x14mm and 130x14mm
Random lengths 600mm - 2.4m

Spotted Gum



Blackbutt



Brushbox



DECKING



Blackbutt



Forest Reds



Ironbark



River Reds



Royal Reds



Spotted Gum



Tallowwood



Turpentine



Blackbutt

A hardwood timber deck is not only an architectural link between the landscape and the built environment, it adds additional living space as a cost-effective alternative to major extensions.

Timber decks are particularly well suited to sloping sites and are excellent in split-level or two-storey construction. Boral Timber's commercial decking can be used for a range of structures where a greater load capacity and wider spanning between supporting members is required.

Timber decking is excellent for pool surrounds and as an alternative to concrete and paving materials in accordance with local building codes and install guide. Decking can also be used to enhance the natural flow from indoor flooring to outdoor decking by using the same species.

Decking can also be used for vertical design elements such as screens, seating, gates and fences. Native Australian hardwoods are an excellent choice for decking because of their high density, toughness, durability and in some species, fire retardancy and termite resistance. Boral decking is seasoned to ensure optimum hardness, stability and long service life.

Installation requirements

Boral outdoor decking should be nailed or screwed directly to hardwood bearers and joists. Fencing can be screwed into timber or steel posts. Please note that a structural engineer should be consulted on all structural designs and the relevant authorities should be consulted.

Finishing

Hardwoods are easy to stain to complement an outdoor colour scheme or can be treated with a clear preservative treatment to create a natural, weathered look. Check your local building codes and finishing manufacturers requirements when installing.

Available Sizes

- 86x19mm, 110x19mm (Blackbutt only), 130x19mm, 135x32mm
- 600SERIES - 90x22mm, 134x22mm - available in limited species



Spotted Gum 600SERIES



Royal Reds



ENGINEERED FLOORING



Blackbutt



Spotted Gum



Blue Gum
(134mm only)





Blackbutt

Boral Engineered Flooring brings the sophistication and warmth of real timber to a home in a range of unique Australian hardwood timber species.

Boral Engineered Flooring is designed with a quality multi-layer construction, providing a stable timber floor with easy installation over many surfaces.

Features and Benefits

- Boral Engineered Flooring 134mm is pre-finished with seven layers of matte finish 35% gloss UV cured acrylic coating, while the 186mm is coated with a 10% UV cured acrylic matte & brushed for added texture.
- The 4mm nominal hardwood top layer allows resanding & recoating for a long service life.
- The board has a 4 side Uniclic profile for a tight board-to-board fit and consistent finish.
- The clear coating highlights the natural colour and timber features.
- No mess and fumes from sanding and finishing.
- Boral Engineered Flooring can be walked on within hours of installation.

Installation requirements

Boral engineered flooring can be glued or “floated” over any level subfloor such as a concrete slab, particleboard or plywood sheeting or over old timber floors or tiles.

Available Sizes

1 Strip - 134x14mm 1 Strip Wide Board - 186x14mm

Grade

Standard & Better - refer to www.boral.com.au/timber for more information on grading

Underlays

Underlays assists with floor levelling, cushioning and acoustic properties. Boral Timber has a variety of quality underlays, such as Boral RV-4 Acoustic Underlay, that can be installed with timber flooring to provide a range of quality flooring solutions for any venue.



Spotted Gum



Blue Gum




METALLON®



Metallon® Cobalt




Metallon® Titanium



Metallon® Pewter



Metallon® Copper



Metallon® Tungsten



Boral Metallon® engineered flooring envelopes the earthy beauty of timber flooring and contemporary aesthetics of precious metals, creating a synergy that is truly indulgent.

With click lock installation, Metallon® seamlessly integrates into your space. Pre-finishing minimises the extra work required and allows for versatility with its ability to be sanded back to reveal a more natural blackbutt or spotted gum finish.

Features and Benefits

- Available in two beautiful Australian hardwood species: Spotted Gum and Blackbutt
- No mess and fumes from sanding and finishing
- Low sheen high-quality European UV-cured acrylic lacquer
- Minimum 100gsm film build, for better wearability
- Easy installation over multiple surface types featuring the Uni-clip Locking System on all four sides
- Unique colour and grain variations to suit any requirements

Installation requirements

Boral metallon® engineered flooring can be glued or “floated” over any level subfloor such as a concrete slab, particleboard or plywood sheeting or over old timber floors or tiles.

Available Sizes

1 Strip - 134x14mm

Grade

Standard & Better - refer to www.boral.com.au/timber for more information on grading

Underlays

Underlays assists with floor levelling, cushioning and acoustic properties. Boral Timber has a variety of quality underlays, such as Boral RV-4 Acoustic Underlay, that can be installed with timber flooring to provide a range of quality flooring solutions for any venue.



Metallon®Copper



Metallon® Titanium



Metallon® Tungsten



CLADDING AND LINING



Blackbutt



Spotted Gum





Hardwood timber cladding provides an envelope that protects a building. Hardwood timber cladding is an increasingly popular choice for finishing the exterior of buildings.

It offers design freedom, ease of handling, a range of products and the natural beauty of Australian timber species. Boral hardwood timber cladding provides an attractive and economical way to finish the exterior and interior of both new and old buildings and suits a traditional, modern or uniquely designed commercial or residential building.

Features and Benefits

- External Profile design : Shiplap, Shadow, Rusticated
Internal Profile design : V-joint Lining
- Design flexibility for interior/exterior use
- Flexible and resilient to the stresses of foundation and natural seismic movements
- Can be used on a wide variety of foundation conditions because of its flexibility
- Provides a long-lasting and durable external surface
- Designed for fixing to both timber and steel framework

Installation requirements

Boral Timber recommends that an experienced professional contractor handles the installation of Boral hardwood timber Cladding. Ask a local timber retailer for a recommended contractor.


Available Sizes

- | | |
|-----------------------|-------------------------------------|
| 127x19mm - Rusticated | 125x19mm - Shadow |
| 127x19mm - Shiplap | 80x12mm - V-Joint Lining (internal) |

V-Joint Lining in Blackbutt - photo credit SJW Architects & Sam Noonan Photography



V-Joint Lining in Blackbutt - photo credit SJW Architects & Sam Noonan Photography





BORAL PARQUETRY



Blackbutt




Ironbark



Sydney Blue Gum



Spotted Gum



Tallowwood



Turpentine

Boral parquetry is supplied in the popular block parquetry style

Block parquetry can be laid in any pattern using contrasting coloured timbers to create depth in the design. Blocks of timber are manufactured and then laid individually to create the chosen pattern. There are many popular patterns in Boral block parquetry. Alternatively, custom patterns or feature blocks can be created.

Features and Benefits

- Parquetry is an extremely durable floor covering making it the perfect solution for heavy traffic areas such as halls, steps, entrance ways and even commercial interiors.
- Boral Parquetry can be laid down in countless patterns, limited only by the imagination.
- Should a small section be seriously damaged, it can be easily replaced. After years of wear the entire floor can be restored by sanding and refinishing.

Installation requirements

Boral parquetry flooring should be glued over any level subfloor such as a concrete slab, particleboard, plywood sheeting or over old timber floors. Consult your floor installer for your best requirements.



SOLID SEASONED F27



Seasoning refers to the process of removing moisture from timber or drying timber.

Solid seasoned hardwood timber tends to have a superior dimensional stability to unseasoned hardwood timber and is much less prone to warping and splitting. Seasoning hardwood timber enhances the basic properties of the timber increasing the stiffness, bending strength and compression strength.

Features and Benefits

- Building a sustainable future, Boral Timber has full Chain of Custody certification which meets the Responsible Wood Standard AS 4707-2006.
- Seasoned structural hardwood is extremely strong and durable and will remain stable and won't warp, swell or flake.
- Seasoned structural hardwood offers superior nail holding capabilities and a consistent thickness and form.
- Ideal for all structural applications including subfloor construction, stair components, highly loaded truss members, wall lintels over openings and high strength structural beams.

Installation requirements

Boral Timber kiln dried structural hardwood products are manufactured in pine compatible sizes to ensure they can be easily integrated with structural pine products.

ENVIRONMENTAL CHOICE

Timber is arguably the most environmentally responsible of all building products. It is natural, renewable, sustainable and most importantly, a solution to many environmental challenges.

Australian forests are protected by strict federal and state controls and regulations ensuring that there is a healthy balance between long term conservation and sustainable forestry management. This is a long term commitment to Australian forestry, deemed in 2005 to be the only Australian carbon positive industry.¹

Australian public nature conservation reserves, locked away for future generations, are nearly two and a half times larger than production forestry,² demonstrating Australia's commitment to sustainability.

For further information on timber and its sustainability credentials, ask your timber reseller for the Building a Sustainable Future brochure or visit www.boral.com.au/timber

1. Department of Climate Change. (2008). Carbon Pollution Reduction Scheme Green Paper.
2. ABARES. (2011). *Australia's forests at a glance* 2011.

WOOD IS GOOD



Boral Timber solid hardwood products have full Chain of Custody certification which meets the Responsible Wood Standard (AFS) AS 4707-2006.

Boral Timber has implemented Responsible Wood Chain of Custody certification to support responsible and sustainable forest management in Australia. Chain of Custody tracks a forest or wood product from its origin in a certified forest, through to its end use by the consumer. The Responsible Wood Chain of Custody certification verifies that Boral Timber solid hardwood products are produced from certified, legal and

sustainable resources. As such, Chain of Custody is a tracking process that provides an environmental assurance standard for the sustainable use of Australia's forest resources.

Responsible Wood has been developed to promote sustainable forestry management specifically for the Australian environment. The Responsible Wood scheme has mutual recognition by the Programme for the Endorsement of Forest

Certification Scheme (PEFC) the world's largest forest management certifier. The Responsible Wood Scheme is the only Australian forest certification scheme with an Australian Standard (AS4708-2007). With Responsible Wood certified products, the timber used for Boral Timber's solid hardwood flooring and decking is sourced from legal and sustainably managed resources.

CARE AND MAINTENANCE

ACCLIMATISATION

Timber is a natural (hygroscopic) material. For this reason, solid timber floors may need to be acclimatised to their new local environment before installation. In the home, various conditions such as heaters, air conditioning or direct sunlight can affect the moisture content of the floor.

INSTALLATION

Boral Timber recommends that a qualified professional timber flooring contractor handles the installation as well as the sanding and finishing of a new hardwood timber floor. Ask a local timber flooring retailer for a recommended contractor.

CARE AND MAINTENANCE

Flooring maintenance tips

A timber floor represents a long-term investment. With proper care and maintenance a hardwood timber floor should continue to look good and wear well for many years.

- Use dirt trapping mats at all exterior doors to minimise dirt and grit. Sweep regularly.
- Fit protective pads to the base of chairs and tables so floors don't get scuffed. If you have furniture with castors use barrel castors rather than ball castors.
- Move rugs from time-to-time to protect the floor from direct sunlight.
- Avoid high heeled shoes that can dent the floor's surface.

Floor cleaning tips

- Regularly vacuum with a soft bristle head or an electrostatic attachment, or sweep with an electrostatic mop.
- For stubborn dirt, mop the floor using a well wrung mop. Dry immediately after mopping with a clean cotton towel, to remove any excess moisture from the floor. A pH neutral floor cleaner can help remove stubborn dirt (use as per manufacturer's instructions).
- Never clean a floor with common household detergents, polishes, steel wool pads, wax or similar products. Never use Methylated Spirits or Kerosene, as any type of petroleum distillate will degrade the coating and irreversibly dull the floor. Only use a pH neutral floor cleaner as per manufacturer's instructions.
- Use only quality lint-free mops and thoroughly wash new mops to remove any lint.
- Over wetting a floor when mopping or cleaning can change the moisture balance and cause a floor to expand, which may result in cupping. Ensure that the mops and cloths are well wrung.
- Steam mops are not recommended for cleaning timber floors. Steam (moisture) is forced into the joints of the timber and any small incisions, breaks or cracks on the timber floor surface resulting in unusual reactions in the timber such as cupping. The heat from the steam mop could also cause damage to the coating on the floor.

Decking

To preserve the colour of the timber species and improve the life of the deck, apply a decking finish to the exposed surfaces. Reapply according to the manufacturer's instructions.

When left uncoated or if not re-coated when coating wears off, weathering can occur.

After installation, the deck must be swept and cleaned to remove metal filings from drilling, nailing or other construction that may cause black spots on the deck when exposed to the elements. If the deck has turned grey from natural weathering or has been discoloured due to metal filings, a solution of oxalic acid crystals mixed with water will help bring it back to its original beauty.

Request a Boral Timber Care and Maintenance brochure for further information on how to care for a Boral Timber floor or deck



Boral Engineered Flooring 186mm Blackbutt

For full installation or care and maintenance information, please contact Boral Timber on 1800 818 317 or visit www.boral.com.au/timber

Boral, the Boral logo, Build something great and Metallon are trademarks or registered trademarks of Boral Limited or one of its subsidiaries. Note: Variations of colour within a timber species are normal, therefore photographs, samples and display floors can only be indicative of the colour range of the timber species nominated. Timber is a natural product and commonly reacts to changes in atmospheric conditions such as humidity and temperature. This is considered normal. It is recommended that these species are viewed at a timber flooring showroom before a decision is made on colour.