

TIKKER

www.mytiker.com

ABOUT TIME

Seconds, hours, days, atomic vibration frequencies – we know it as time.

What is time?

Time is the measure of durations of events and the intervals between them.

It is the gap in which things happen, and the reason you can never step into the same river twice.

Time is always right now, yet time never stands still. All of what we perceive as the present is already past. The present is a fleeting moment – now, and now, and now – confined to an infinitesimally narrow point.

In other words, time is the occurrence of irreversible events. An egg is an egg, and then it turns into an omelet. But an omelet can never turn into an egg. A leaf can fall from a tree, but it cannot fly off the ground and re-attach itself. Time is irreversible.

But let's take it from the beginning.

When did time start?

Time began with the birth of the universe – the Big Bang – about 15 billion years ago.

Then what was there before time?

The answer is infinity. There was no beginning and no end, so there was no time.

When did we start to use time?

Animals only perceive episodic time, for example, how long since they last ate. But they have no sense of past or present. Our time, human time, thus began with the first human.

How can time be measured?

The first human measured time simply by two opposing qualities: darkness and light.

There was the active daytime, and the resting nighttime.

How has time been measured throughout history?

Ancient people began to track the movement of the sun across the sky with sundials.

Water clocks measured the regulated flow of liquid into another vessel. Tally sticks marked the passing days and prayer beads the length of a mantra.

The Industrial Revolution brought us mechanical timepieces.

We've been chasing time ever since.

Is time endless?

Universal time may be. Our personal time is our perception of reality. When our reality ends our time ceases to exist.

What happens at the end of our time?

Time doesn't actually end; we simply run out of it.

One day it will be time to die. But until then it's time to live.

How much time is a life?

In developed countries, the average life expectancy is approximately 80 years.

That's roughly 29 219 days.

Or 701 265 hours.

Or 42 075 901 minutes.

Or 2 524 554 080 seconds.

Tick tock.

Can a life really be measured in time?

Some say a life is measured in heartbeats.

Others say a life is measured in breaths.

Yet others say a life can only be measured in the amount of life lived.

Is time real?

Albert Einstein said, "The distinction between past, present and future is only a stubbornly persistent illusion."

Yet, without time, everything would happen all at once.

What is the future?

The future is time after right now. It is something which everyone reaches at the rate of sixty minutes an hour. Your future is not indefinite.

What is free time?

Free time is your time. It is the most expensive time you have, because nobody pays for it but you.

You ever heard the expression "timing is everything"?
Well, it's true. Your time is everything you have.

Can time be wasted?

Time itself cares not what you make of it. It will keep ticking, regardless. Lost time is never found again. Time is a gift that can either be honored or let down.

How do I honor time?

By using it wisely.

How do I use time wisely?

By using it to do what your heart desires. By spreading joy and happiness. By being true to yourself. By loving life and others. By living now.

Sometimes I'm bored and can't wait for time to end. Why is that? We've learned to always look for something else, for the next moment. Sadly, this robs the current moment of its magic. Next time you're bored, look at your wrist and realize that this is the first and last time in your life that these seconds pass. Don't let them down.

How do I let time down?

By not acknowledging it. By always chasing after it. By arguing and letting negativity in. By never being satisfied and by being blind to the beauty of the world and other people.

What if I don't have enough time?

Time is what we want most, but what we use worst.
Truth is you'll never find more time, you simply choose how to best use it.
Then time will be plentiful.

Why would I want to be reminded of my end of time?

Death is a part of life, as much as life is a part of life.
There is no escaping it. When that time comes, welcome it.
Until then, enjoy your time. Spend it the best way you can.

Won't I get stressed by seeing the seconds of my life tick away?

As soon as you realize that time – and your life – is forever moving forward with or without you, a new world will appear. A world where time is your best friend. A world where time is not about endings, but about beginnings. About life.

Remember, life is not about length, it's about quality. It's about making the right choices, and making every second count.

**Make every second count.
Calculate your life expectancy**

1. Find your statistical life expectancy in the list below. Choose the country you've spent most of your life in, M (Male) F (Female).
2. Deduct from it your current age.
3. Adjust your number according to the following:

Smoking

For every year smoked reduce life expectancy by 2 months.
(10 years smoking reduces life by 20 months)

Overweight

If you are overweight by more than a third of your ideal weight, reduce life expectancy by 3 years.

Exercise

If you exercise at least 3 hours per week, add 3,5 years to life expectancy.
If you never exercise, reduce life expectancy by 3,5 years.

Stress

The level of negative stress in my life: 1 2 3 4 5 6 7 8 9 10

Reduce life expectancy with one year for each step, starting from five.
(Circle 5, reduce by 0. Circle 9, reduce by 4 years)

Any other known factor that might decrease my life expectancy:

My life expectancy: _____

This is the number you set your Tikker on.

Remember that general happiness, feeling needed, having close relationships with family and friends, receiving love and giving love, and having a sense of accomplishment, can all increase your life expectancy.

Have the time of your life.

Life expectancy by country/gender

Afghanistan M59 F61	Bosnia and Herzegovina M74 F78	Cuba M76 F80
Albania M73 F75		Cyprus M79 F84
Algeria M71 F74	Botswana M64 F68	Czech Republic M75 F81
Andorra M79 F85	Brazil M71 F78	Democratic Republic of the Congo M48 F51
Angola M50 F53	Brunei M76 F78	
Antigua and Barbuda M73 F76	Bulgaria M71 F78	Denmark M77 F82
	Burkina Faso M54 F57	Djibouti M59 F64
Argentina M72 F79	Burundi M52 F54	Dominica M72 F77
Armenia M67 F75	Cambodia M65 F66	Dominican Republic M72 F73
Australia M80 F84	Cameroon M51 F54	Ecuador M73 F79
Austria M78 F84	Canada M80 F84	Egypt M71 F75
Azerbaijan M69 F74	Cape Verde M68 F76	El Salvador M68 F76
Bahamas M72 F78	Central African Republic M47 F50	Equatorial Guinea M53 F55
Bahrain M78 F80		Eritrea M59 F64
Bangladesh M69 F70	Chad M50 F53	Estonia M71 F81
Barbados M75 F80	Chile M76 F82	Ethiopia M59 F62
Belarus M66 F77	China M74 F77	Fiji M67 F72
Belgium M78 F83	Colombia M74 F81	Finland M78 F84
Belize M71 F76	Comoros M60 F63	France M78 F85
Benin M56 F59	Cook Islands M73 F82	Gabon M61 F64
Bhutan M66 F69	Costa Rica M77 F81	Gambia M57 F60
Bolivia M65 F69	Cote d'Ivoire M55 F58	Georgia M68 F76
	Croatia M74 F80	Germany M78 F83

Ghana M62 F65	Kiribati M65 F71	Moldova M67 F75
Greece M78 F84	Kuwait M80 F80	Monaco M79 F85
Grenada M71 F77	Kyrgyzstan M65 F72	Mongolia M64 F73
Guatemala M66 F73	Laos M66 F69	Montenegro M73 F78
Guinea Bissau M48 F52	Latvia M69 F78	Morocco M70 F74
Guinea M54 F56	Lebanon M72 F76	Mozambique M52 F53
Guyana M60 F67	Lesotho M49 F50	Myanmar M63 F67
Haiti M62 F64	Liberia M58 F60	Namibia M64 F66
Honduras M72 F76	Libya M58 F74	Nauru M68 F76
Hungary M71 F79	Lithuania M68 F79	Nepal M67 F69
Iceland M81 F84	Luxembourg M79 F84	Netherlands M79 F83
India M64 F67	Macedonia M73 F77	New Zealand M79 F83
Indonesia M69 F71	Madagascar M65 F68	Nicaragua M70 F76
Iran M72 F75	Malawi M57 F58	Niger M55 F57
Iraq M65 F72	Malaysia M72 F76	Nigeria M52 F54
Ireland M79 F83	Maldives M76 F78	North Korea M65 F72
Israel M80 F84	Mali M50 F53	Norway M79 F83
Italy M80 F85	Malta M79 F82	Oman M70 F76
Jamaica M71 F78	Marshall Islands M59 F60	Pakistan M66 F68
Japan M79 F86	Mauritania M57 F60	Palau M68 F77
Jordan M72 F75	Mauritius M70 F78	Panama M74 F80
Kazakhstan M62 F72	Mexico M72 F78	Papua New Guinea M62 F65
Kenya M58 F61	Micronesia M67 F70	Paraguay M72 F78

Peru M75 F78	Slovenia M77 F83	Uganda M54 F57
Philippines M66 F73	Solomon Islands M68 F71	Ukraine M65 F76
Poland M72 F81	Somalia M48 F52	United Arab Emirates M75 F77
Portugal M77 F83	South Africa M57 F60	United Kingdom M79 F82
Qatar M83 F81	South Korea M77 F84	United States M76 F81
Republic of Congo M57 F59	Spain M79 F85	Uruguay M73 F80
Romania M70 F78	Sri Lanka M71 F78	Uzbekistan M66 F71
Russia M63 F75	Sudan M60 F64	Vanatue M71 F74
Rwanda M58 F61	Suriname M69 F76	Venezuela M72 F79
Saint Kitts and Nevis M71 F7	Swaziland M49 F51	Vietnam M73 F77
Saint Lucia M71 F79	Sweden M80 F84	Yemen M63 F66
Saint Vincent and the Grenadines M71 F76	Switzerland M80 F85	Zambia M54 F56
Samoa M70 F76	Syria M73 F77	Zimbabwe M53 F55
Sao Tome and Principe M62 F65	Tajikistan M67 F69	
Saudi Arabia M74 F80	Tanzania M58 F61	
Senegal M60 F62	Thailand M71 F77	
Serbia M72 F77	Togo M55 F58	
Seychelles M69 F78	Tonga M73 F70	
Sierra Leone M46 F47	Trinidad and Tobago M66 F75	
Singapore M80 F85	Tunisia M74 F78	
Slovakia M72 F80	Turkey M73 F78	
	Turkmenistan M60 F67	
	Tuvalu M65 F64	

Instruction Manual

TIKKER Countdown watch

W221

Main Functions

- Countdown: displays the remaining Year, Month, Day, Hour, Minute, Second.
- Time: displays Hour, Minute, Second.
- Voice Prompt: Keying chirp for each pressing.

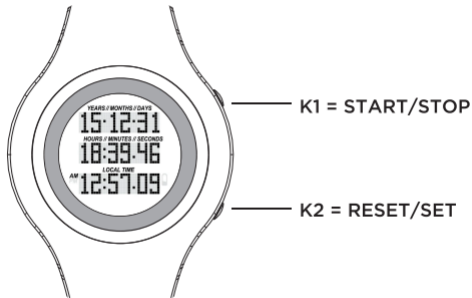
Range of functional parameter

- Range of countdown: 00-00-00 00:00:00 -99-11-30 24:00:00
- Default of countdown: 99-11-30 24:00:00 (100 Year).

Remarks:

Each February is defined to has 28 days according to common year.

LCD display and key operation



Power on and Reset

1. Hold K1+K2 for 10 seconds to reset.
2. When power-on or reset, all data displays on LCD, then into countdown mode after 2 seconds.
3. Default of countdown: 99-11-30 24:00:00 (100 Year).
4. Default of current time: 12:00:00 am, in 12-hour time system.

Countdown Mode

Main function:

1. Countdown function: displays remaining Year, Month, Day, Hour, Minute, Second.
2. Time function: displays Hour, Minute, Second

Display instruction:

First line: displays remaining Year, Month, Day of countdown time.

Second line: displays remaining Hour, Minute, Second of countdown time.

Third line: displays Hour, Minute, Second of current time.

Operating instructions Start or Stop counting down: press button K1 to start or stop.



Clear the data: when stop counting down, hold K2 for 2 seconds to return to initial state of countdown.



Set the countdown time

1. Hold K2 in the initial state of countdown, it displays flickering "ADJ" for 2 seconds and then enter into Setting Mode. Digit flickers when being adjusted.
2. Press K2 to switch setting items successively: 12/24hours format → Hour → Minute → Second → Year of countdown → Month of countdown → Day of countdown → Hour of countdown → Minute of countdown → Second of countdown.
3. To set one item, press K1 to adjust by cycle increment, and hold K1 to adjust quickly by increments (if value of Second is less than 30 seconds, it'll be cleared when press K1, if it's 30 seconds or more, the Minute will increase by 1 when press K1).
4. In process of adjusting, hold K2 for 2 seconds to confirm the adjustment, and then it returns to initial state of countdown automatically.

initial state of
countdown

prompting
to adjust

set 12/24 hours
format

YEARS / MONTHS / DAYS
15 · 12 · 31
HOURS / MINUTES / SECONDS
24 : 00 : 00
LOCAL TIME
AM 12 : 57 : 09 PM

YEARS / MONTHS / DAYS
ADJ
HOURS / MINUTES / SECONDS
LOCAL TIME
AM PM

YEARS / MONTHS / DAYS
HOURS / MINUTES / SECONDS
LOCAL TIME
AM 12H PM

set Second of
countdown

set Minute of
countdown

set Hour of
countdown

YEARS / MONTHS / DAYS
15 · 12 · 31
HOURS / MINUTES / SECONDS
24 : 00 : 00
LOCAL TIME
AM PM

YEARS / MONTHS / DAYS
15 · 12 · 31
HOURS / MINUTES / SECONDS
24 : 00 : 00
LOCAL TIME
AM PM

YEARS / MONTHS / DAYS
15 · 12 · 31
HOURS / MINUTES / SECONDS
24 : 00 : 00
LOCAL TIME
AM PM

set the Hour



set the Minute



set the Second



set Day of
countdown



set Month of
countdown




set Year of
countdown



Remark:

In process of setting, when there is no keys operation within 20 seconds, the watch will confirm adjustment automatically, and return to initial state of countdown.

Others

1. Low Battery Indicator: the watch can detect voltage of battery every 5 seconds. When voltage is continually lower than 2.3V during 5 times of detection, the icon  will display on screen.

This means low battery, you need to replace the battery as soon as possible.

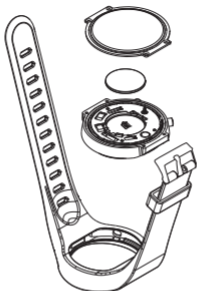
2. Power ON/OFF Mode: to save power and prolong battery life, screen will be blank in Power OFF Mode, but countdown timer is running at the same time.

To Power OFF: Hold K1+K2 for 3 seconds in any mode.

To Power ON: Hold K1+K2 for 3 seconds when Power OFF, the watch returns to countdown mode.

BATTERY REPLACEMENT

WE STRONGLY RECOMMEND TAKING YOUR WATCH TO A LOCAL JEWELER TO HAVE BATTERY REPLACED TO AVOID POSSIBILITY OF PERMANENTLY DAMAGING OF THE WATCH.



- Take out the watch from silicone rubber case.
- Unscrew the battery compartment cover on the backside of the unit using a small screwdriver and remove the cover.
- Remove the exhausted battery from the unit, and insert a new battery (be sure to place the positive (+) side of the battery is visible, facing toward the battery compartment cover)
- Replace the battery compartment cover on the battery compartment and fasten the screws.
- Put the watch into silicone rubber case.

After removing the battery, inner electric capacity can ensure countdown timer still running for a short time, so please insert the new battery within 2 minutes when replacing battery.

CAUTION: do not over tighten.

CARE AND MAINTENANCE

- Never attempt to disassemble or service your unit, it will void the warranty.
- Protect the unit from extreme heat, shocks and exposure to direct sunlight long time.
- Unit can be wiped clean with a lightly moistened cloth. Apply mild soap to the area if there are stubborn stains or marks.
- Do not expose the unit to strong chemicals such as gasoline, clean solvents, acetone, alcohol, insect repellents, as they may damage the unit's seal, case and finish.
- Store the unit in a dry place when you are not using it.
- Keep the watch out of reach of young children
- The operation environment of the watch must be free from shocks, magnetic fields, electronic noise and strong vibration.

DISCLAIMER AND WARRANTY

Tikker's warranty obligations for this hardware product are limited to the terms set forth below:

Tikker Technologies LLC ("Tikker") warrants this Tikker-branded hardware product against defects in materials and workmanship under normal use for a period of ONE (1) YEAR from the date of retail purchase by the original end-user purchaser ("Warranty Period"). During this warranty period, if a defect arises, and you follow the instructions for returning the product, we will, at our option, either (i) repair the product using either new or refurbished parts, (ii) replace the product with a new or refurbished product, or (iii) refund the purchase price of the product. Any replacement may be, at the option of Tikker, a new or remanufactured product.

A replacement product assumes the remaining warranty of the original product or ninety (90) days from the date of replacement or repair, whichever provides longer coverage for you.

EXCLUSIONS AND LIMITATIONS

This warranty does not apply: (i) to consumable parts, such as batteries, unless damage has occurred due to a defect in materials or workmanship; (ii) to cosmetic damage, including but not limited to scratches, dents and broken plastic; (iii) defects or damage caused by misuse, accident

(including without limitation collision, fire and the spillage of food or liquid), neglect, abuse, alteration, unusual stress, modification, improper or unauthorized repair, installation, wiring, or testing, improper storage, use in an unapproved device or if the serial number has been removed; (iv) to damage caused by operating the product outside the permitted or intended uses described by Tikker.

Tikker does not warrant that the operation of the product will be uninterrupted or error-free. Tikker is not responsible for damage arising from failure to follow instructions relating to the product's use.

EXCEPT AS PROVIDED IN THIS WARRANTY AND TO THE EXTENT PERMITTED BY LAW, TIKKER IS NOT RESPONSIBLE FOR DIRECT, SPECIAL, INCIDENTAL OR CONSEQUENTIAL DAMAGES RESULTING FROM ANY BREACH OF WARRANTY OR CONDITION, OR UNDER ANY OTHER LEGAL THEORY, INCLUDING BUT NOT LIMITED TO LOSS OF USE; LOSS OF REVENUE; LOSS OF ACTUAL OR ANTICIPATED PROFITS (INCLUDING LOSS OF PROFITS ON CONTRACTS); LOSS OF THE USE OF MONEY; LOSS OF ANTICIPATED SAVINGS; LOSS OF BUSINESS; LOSS OF OPPORTUNITY; LOSS OF GOODWILL; LOSS OF REPUTATION; LOSS OF, DAMAGE TO OR CORRUPTION OF DATA; OR ANY INDIRECT OR CONSEQUENTIAL LOSS OR DAMAGE HOWSOEVER CAUSED INCLUDING THE REPLACEMENT OF EQUIPMENT AND PROPERTY. THE FOREGOING LIMITATION SHALL NOT APPLY TO DEATH OR PERSONAL INJURY CLAIMS, OR ANY STATUTORY LIABILITY FOR INTENTIONAL AND GROSS NEGLIGENT ACTS AND/OR OMISSIONS. SOME STATES DO

INJURY CLAIMS, OR ANY STATUTORY LIABILITY FOR INTENTIONAL AND GROSS NEGLIGENT ACTS AND/OR OMISSIONS. SOME STATES DO NOT ALLOW THE EXCLUSION OR LIMITATION OF INCIDENTAL OR CONSEQUENTIAL DAMAGES, SO THE ABOVE LIMITATION MAY NOT APPLY TO YOU.

OBTAINING WARRANTY SERVICE

To obtain warranty service for any Product that is subject to the foregoing warranty, Consumer must notify Tikker (mytikker@mail.com) to obtain a Return Material Authorization ("RMA") and return the defective Product together with proof of purchase to the address specified by Tikker in connection with the RMA.

Tikker does not know when you are going to die. Tikker does not make any claims that you will be happier, or have a better life. Tikker makes no claims to diagnose, treat, cure or prevent any disease. Tikker is merely a countdown watch, devised to count down the time entered by Consumer.

© COPYRIGHT 2014 TIKKER. ALL RIGHTS RESERVED



