



Spring Packet of Worksheets!

Bees, Bugs, Flowers, Sunshine, Butterflies, Clouds, Rainbows, Rain, eggs, Worms, Ducks, Sunglasses, Crayons, Enjoy a word search, writing, lists, jokes, crafts, shapes & word scrambles.

1. Print off the pages you want to use.
2. Choose the size and pattern of Legiliner that best fits the needs of the child.
3. Draw ink LegiLines on the bottom of the sheets.
4. Can use for handwriting practice (letters, numbers), music, math, visual motor patterns, fine motor games or crafts.
5. Post your creations on Social Media for a chance to be featured on our pages! Random winners selected monthly!
6. Post on your page and tag us! FB: [@Legi-Liner](#) IG: [@LegiLiner](#) or use the hashtag [#LegiLinerLove](#)
7. Join Facebook LegiLiner Community: FREE Resources and ideas for handwriting help: <https://bit.ly/2Ozh7vX>
8. Follow us on our Instagram Page: [@LegiLiner](#)
9. Pinterest: <https://bit.ly/3rVPxxK>
10. For more FREE worksheets, join our email list: <https://bit.ly/3rCu13Z>


Thanks for your support.

Polly Benson, OTR/L Inventor Patent Pending LegiLiners



























12 patterns and soon more available at www.LegiLiner.com

Can you help the butterfly reach the flowers?


START



Now Draw some LegiLines below and write a word or sentence(s) about the butterfly...

A	B	C	D	E	F	G	H	I	J	K	L	M
												
N	O	P	Q	R	S	T	U	V	W	X	Y	Z
												

What should you do this Spring?




What do you call a rabbit with fleas?



Why is the letter A like a flower? Because ...







What did you draw?

Connect the dots. Draw LegiLines below & answer the questions. Don't forget punctuation!
What did you draw? What is its name? What does it like to do? Why? Where is it going next?

Draw curved LegiLines from the cloud to the pot of gold.

Write rainbow words or numbers on your lines.

Color your rainbow!




Draw LegiLines on the flower pot and list 3 spring words below.





Color the flowers. Practice single numbers on the petals.

Cut it out for cutting practice. Glue on construction paper and write a story about a flower. Crumple tissue paper for petals.

Flower
Pot




Sentence Builder Bugs!



Draw LegiLines below. Write sentences using the bugs. (We ran home fast.) Color the bugs!

Facts about Crayons





"Making Crayons"



Color the Crayons. Draw any size LegiLines on the front of the box and practice your writing.
Level 1: copy CRAYONS, Level 2: List the colors. Level 3: Write a sentence with your favorite color of crayon.

Crayons List the Colors

Draw any size LegiLines on the crayons & make a list of colors. Number your list! Color the crayons.



Crayon Word Search



Bonus: 7 fun facts about crayons! Watch the beginning of this video & 7 fun facts about crayons and write them out!

<https://www.youtube.com/watch?v=w0Fell7h6Uc>



Bonus: "Life of an American Crayon". Watch this video and about Crayola Crayons and write about it below.

<https://www.youtube.com/watch?v=w0Fell7h6Uc>

k e q p y b t x r l v a w p s
o c a i v e r u g r e e n u k
s r v n b p l z n d q t m r y
l x a e i v u l m b b e q p b
f x l n d w l f o a r l l l l
e i b h g f a o g w g o u e u
r p q c x e v d r j j e w e e
e f b r s b e t a w k w n n d
d h l a r i n p y c h c y t s
u g a y v k d p p f z i c o a
o u c o s w e i y k h w t z p
m g k n w n r n n d x f o e o
r x d s o m j k b q y c y v t
t u o t u g a w p l f x n q z
h l n p u z t q u f p q e m j

lavender
orange
brown
black

magenta
crayons
green
pink


yellow
purple
blue
gray

sky blue
white
pine
red

Draw LegiLines here and practice writing some colors that have challenging letters for your legibility.

All your eggs in one basket.

Count and number the eggs. Draw LegiLines on the basket write me a story. Color the picture.



Color the Egg.

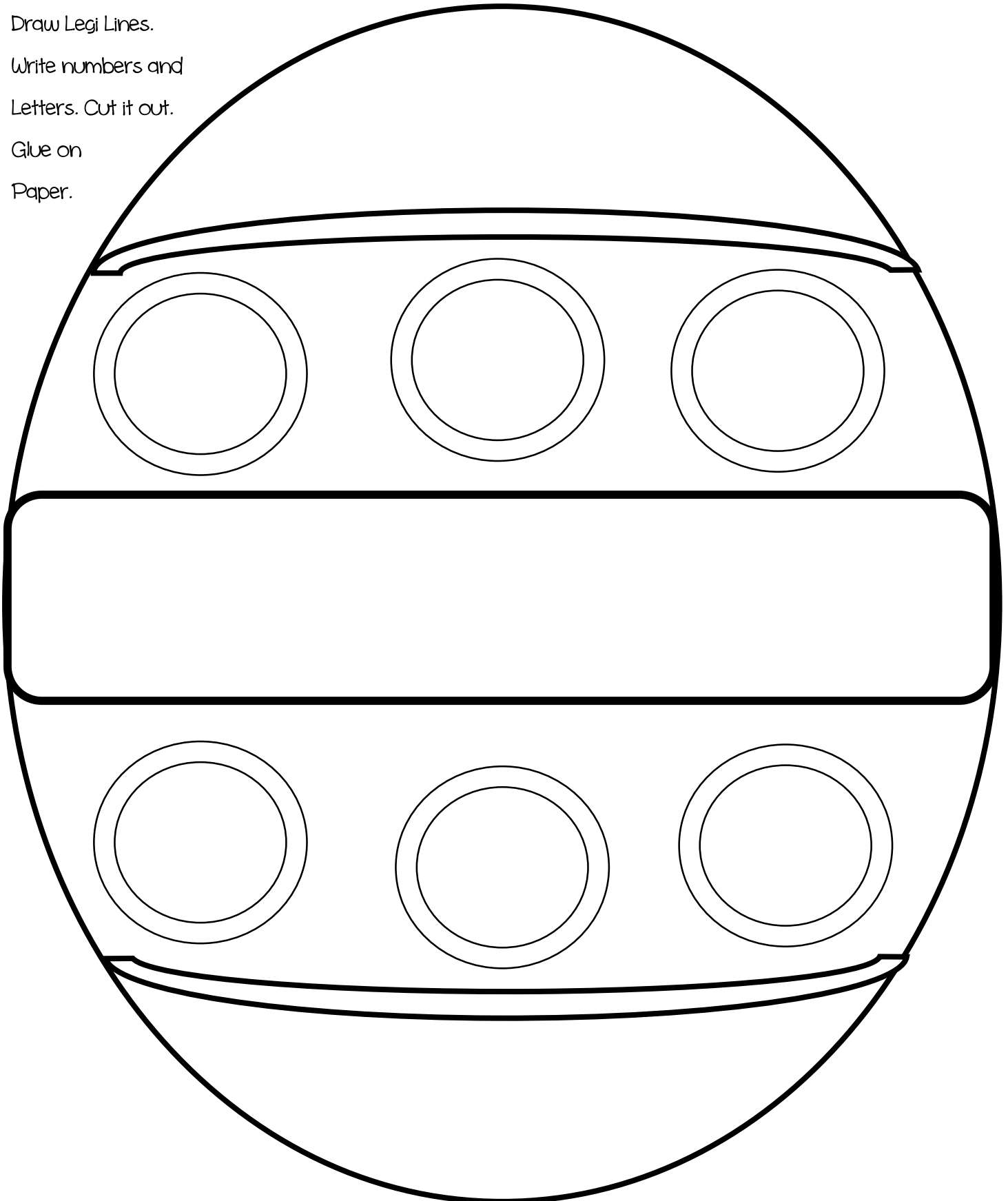
Draw Legi Lines.

Write numbers and

Letters. Cut it out.

Glue on

Paper.



Spring Jokes!

Draw LegiLines and Write some of your favorite jokes!
Use a ruler to cover the answer and see if you can guess!

How excited was the gardener about spring?

So excited he wet his plants.

What goes up when the rain goes down?

Umbrellas.

What falls but never gets hurt?

The rain!

What did the tree say to spring?

What a re-leaf!

Why couldn't the flower ride its bike?

It lost its petals.

What did the big flower say to the little one?

You're really growing, bud!

What type of bird should you never take to the bank?

A rob-in.

Why did the bird go to the hospital?

It needed tweet-ment!

Why was the baby strawberry sad?

His mom was in a jam!

What's a baby chick's favorite food?

Eggplant

Why did the worm cross the ruler?

To become an inch worm.

Why did the gardener plant a seed in the pond?

To grow a water-melon.

Name a bow that can't be tied.

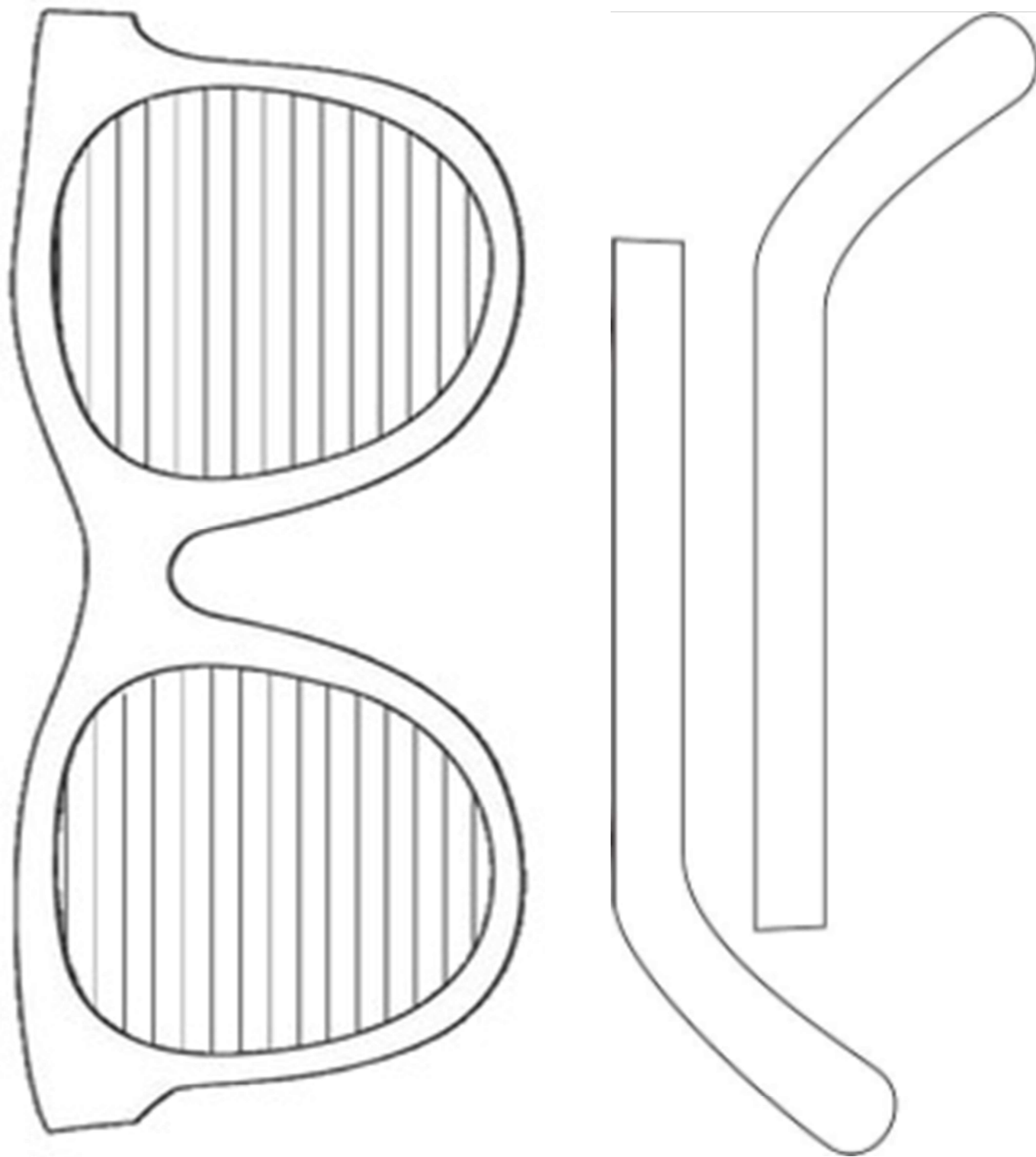
A rainbow.

Why did one bee tease the other bee?

Because he was acting like a bay-bee!

Sun glasses for Spring!

Practice writing on the lines. Cut out the glasses. Hotdog fold a piece of construction paper. Glue and write words or sentences!



Ducky Do


Unscramble the words! Draw LegiLines to the right and write the list of springtime words! Make a sentence at the bottom. Color the picture.

obsot inra kduc allubmer sgiprn dledpu eeezbr mowr




What's the buzz?

What is happening in each picture? Can you guess the emotion or the action? Can you match the expression? Write about it.

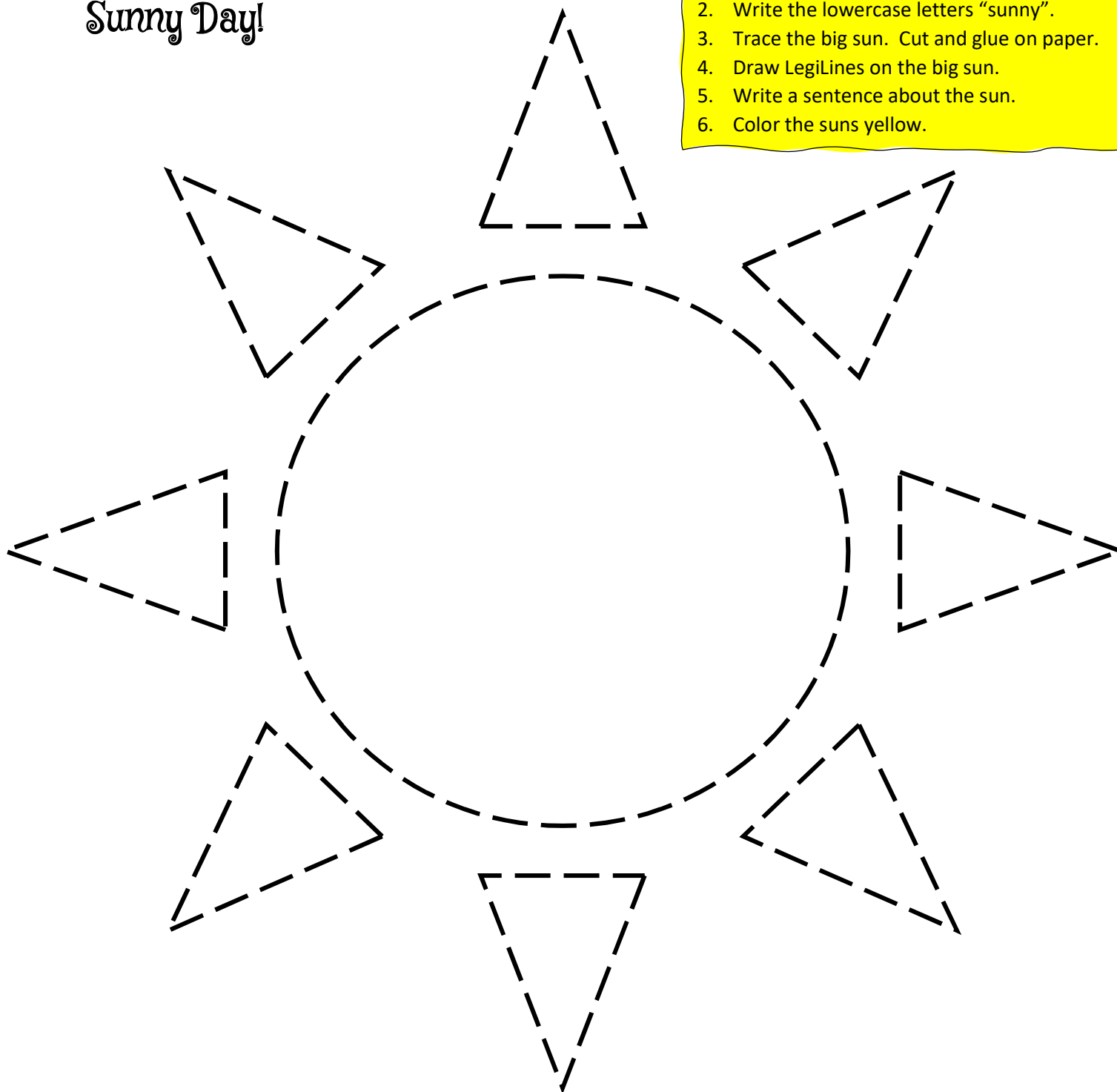


Draw your LegiLines below: Level 1: Make a list, Level 2: Write a sentence, Level 3: Write a story.


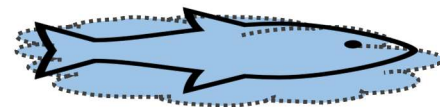








Sunny Day!

1. Draw your LegiLines on each sun.
2. Write the lowercase letters "sunny".
3. Trace the big sun. Cut and glue on paper.
4. Draw LegiLines on the big sun.
5. Write a sentence about the sun.
6. Color the suns yellow.



Cloudy Cat



1. Draw your LegiLines on each cloud.
2. Write the letters "C-A-T" or "c-a-t".
3. Draw a Legi Line below the clouds.
4. Write a sentence about what shapes the cat sees in the clouds.
5. Color the clouds blue or gray.
6. Color the cat.
7. Look outside or online for cloud shapes.