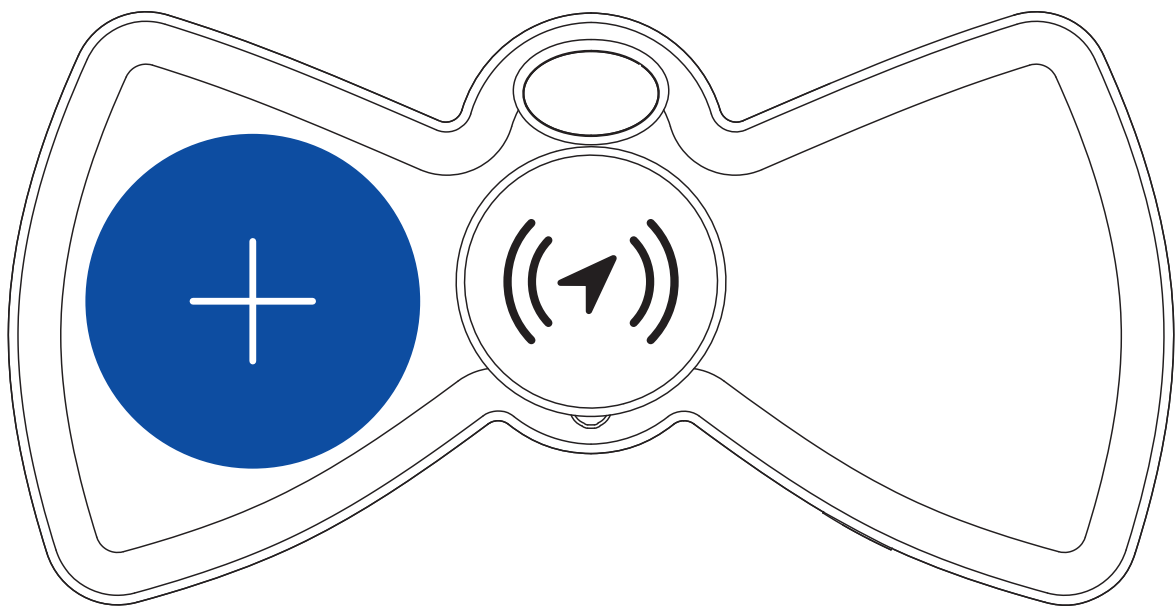




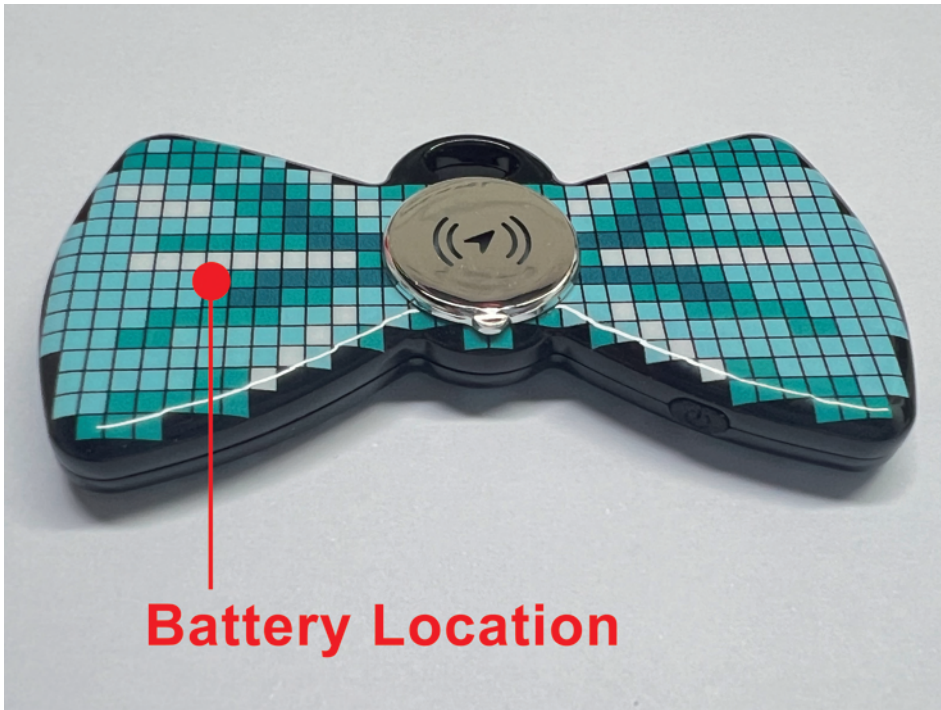
BLUETOOTH TRACKER

How to Replace Battery



Where is the battery located?

Position the Apple Find My badge with the face up towards you. The battery is located on the left side of the Bluetooth tracker.




What kind of battery do it support?

It requires a CR2032 coin cell battery.





Battery replacement

Rotate the cover button counterclockwise, detach the cover.




Loosen the inner screw, remove the screw and the clear protective cover.




Open the Bluetooth tracker and remove the battery.



Install a new CR2032 battery in the device making sure the positive side (+) faces upward.



Install the clear cover and tighten the screw.



Place the silver cover on the device, then using a clockwise motion, push the cover rotation button until the rotation stops.



Need further help?

Please call Coredy Support at the toll-free number
1-800-999-8470.