

PRAIRIE OAK LOG PLACEMENT INSTRUCTIONS

CAUTION.....WARNING.....IMPORTANT

USE ONLY AFD BURNERS AND VALVES WITH THIS AFD LOG SET.



AMERICAN Fyre DESIGNS™
by R H Peterson co.

FOR OUTDOOR FIRE FEATURE APPLICATIONS ONLY

This instruction contains recommended log placement for these American Fyre Designs logs which will promote good combustion and provide superior flame pattern and appearance. **Use these logs only with a Peterson burner system.**

Adequate ventilation is absolutely necessary! Provided significant, noticeable sooting **does not** occur, some flexibility is possible in log placement to suit your individual preference (see Important below). If you experience a continued accumulation of black carbon (soot) on your logs it is an indication of incomplete combustion and you should move the effected log(s) so as to minimize the flame contact on the effected log(s). If significant sooting continues, stop using this gas log set.

Please read these instructions completely and carefully.

Important: Adequate ventilation is absolutely necessary. Adequate spacing between the logs is **NECESSARY** and **MUST** be maintained. Some carbon build up (sooting) may occur where flames strike the logs. If carbon build up (sooting) continues, rearrange logs to allow more opening(s) for flame(s) before sooting becomes worse. **If excessive sooting becomes an issue, turn off unit immediately and contact a qualified professional service technician.**

WARNING: Use **ONLY** American Fyre Designs burners and valves with this American Fyre Designs gas log set. **Failure to do so may result in property damage or personal injury, and will void listings, certifications, and invalidate claims made to RHP.** Contact your local American Fyre Designs dealer if you need more information.

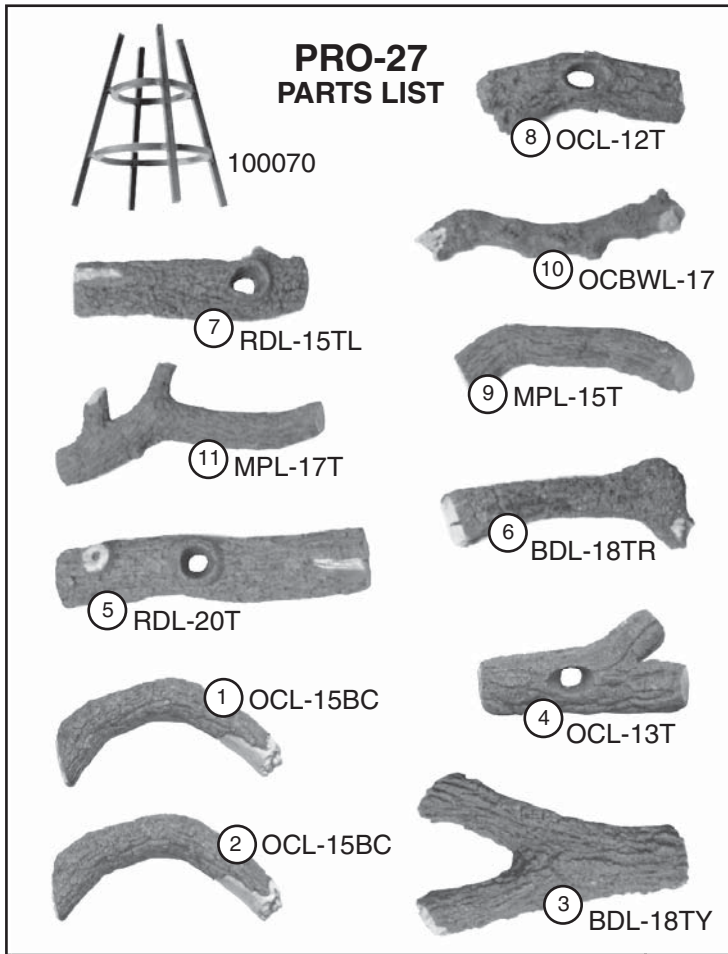
This product is only warranted when used as part of a Robert H. Peterson Co. vented burner system.

WARNING: This gas log set is for use with R.H. Peterson Co burners (and parts) ONLY.

CAUTION: Burn hazard! Logs will remain hot for some time after use.
If you need to reposition any log to maintain the proper layout, use heat resistant gloves or allow logs adequate time to cool before handling.

Failure to use Peterson burners and valves may result in a **DANGEROUS** situation and in property damage, personal injury or even death; will void listings and certifications; and will void any insurance coverage by R.H. Peterson Co or our insurers.

Prairie Oak Log Placement Instructions




CAUTION: Burn hazard! Logs will remain hot for some time after use.

All items for this log set are included in one (1) box.


When this log set is installed on a Robert H. Peterson burner system, the burner pan must first be filled with lava granules/coals as instructed in the main owners manual. These granules are not included with the log set, however are either included with RHP burner systems or available through your local RHP dealer. Contact dealer for details.

If applicable, keep the pilot/igniter screen clear of decorative media and any other items / debris at all times. This will allow for proper ignition and operation. DO NOT cover.

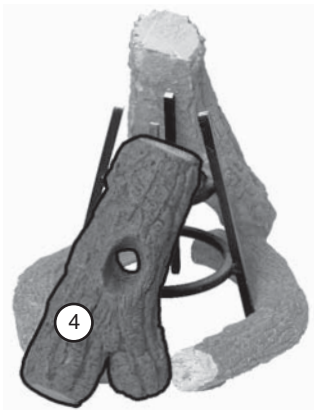
I



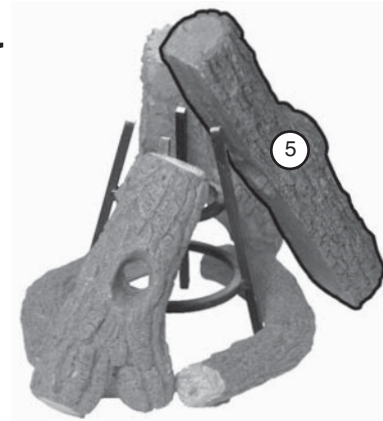
II



III



IV

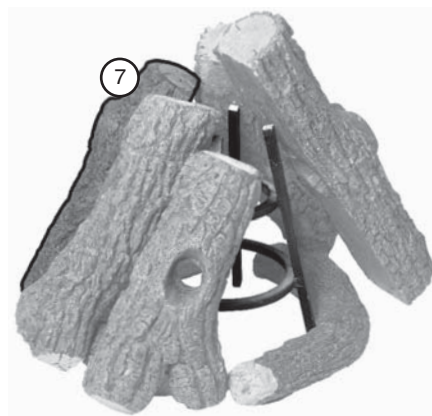


Prairie Oak Log Placement Instructions (cont.)

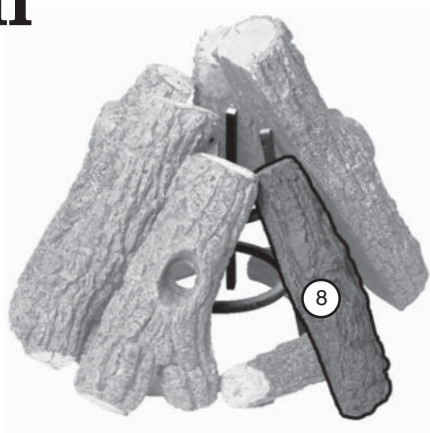
V



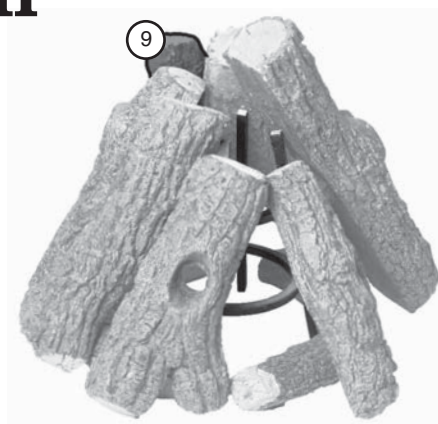
VI



VII



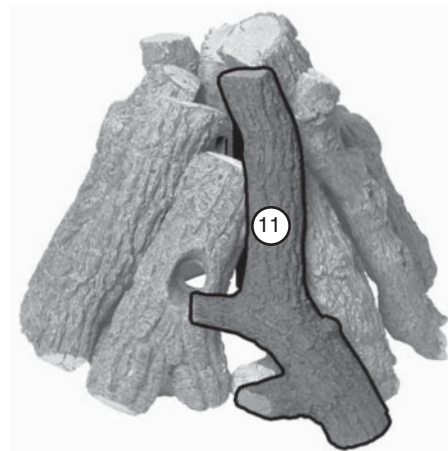
VIII



IX



X



Final Log Placement