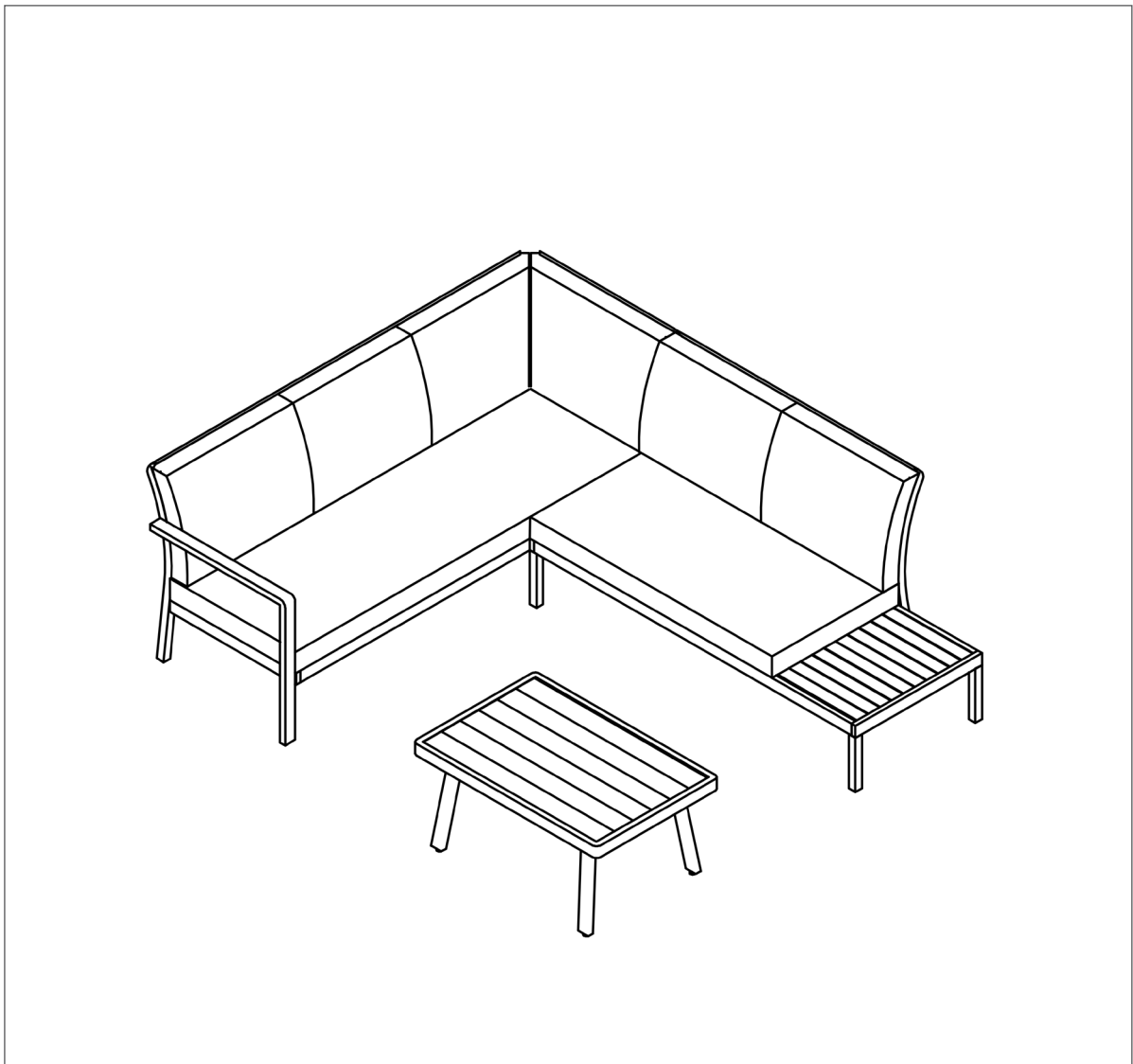




Kyoto 3 Piece Outdoor Corner Sofa Set



Model No. DG53

Thank you for purchasing a Dellonda product. Manufactured to a high standard, this product will, if used according to these instructions, and properly maintained, give you years of trouble free performance.

Important Information

Please read these instructions carefully. Note the safe operational requirements, warnings & cautions. Use the product correctly and with care for the purpose for which it is intended. Failure to do so may cause damage and/or personal injury and will invalidate the warranty. Keep these instructions safe for future use.



Refer to
instruction
manual



Wear gloves
during
assembly

Specification

Model No: DG53 Dimensions (W x D x H)

Sofa - 2 Seater: 74 x 193.5 x 80cm

Sofa - 3 Seater: 74 x 159.5 x 80cm

Table: 90 x 57.5 x 43.5cm

About the Product

Manufactured using powder coated rust proof aluminium. Supplied with 10cm thick seat and back cushions. Set includes one two-seater sofa, one three-seater sofa and an aluminium table. Some simple assembly required.

Safety Instructions

• GENERAL SAFETY

• **WARNING! The warnings, cautions and instructions in this manual cannot cover all possible conditions and situations that may occur. It must be understood by the operator that common sense and caution are factors which cannot be built into these products, but must be applied by the users.**

- Ensure the items are assembled properly and securely.
- To avoid tipping, use on firm, level ground.
- **DO NOT** expose furniture to high temperature heat sources i.e. barbecue.
- **DO NOT** stand on furniture.

Assembly

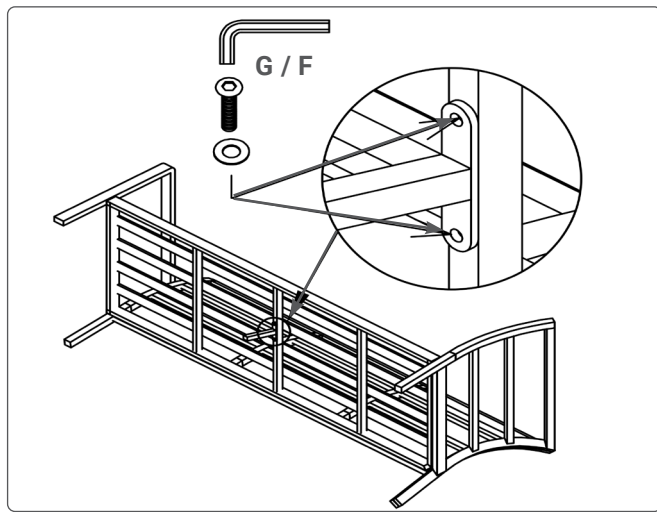
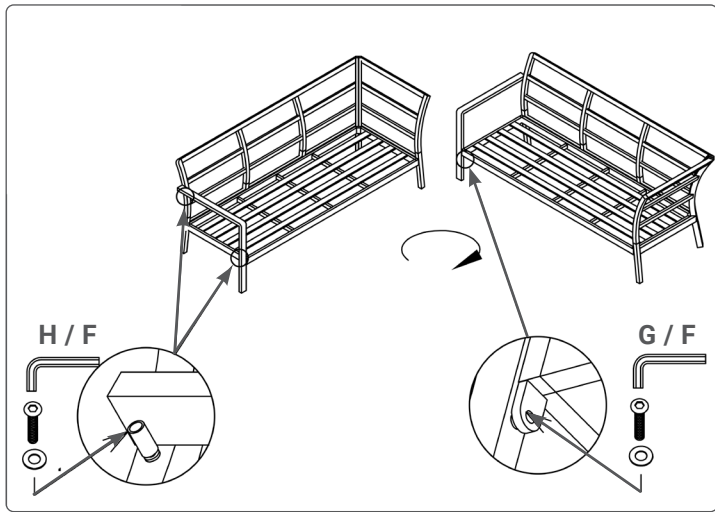
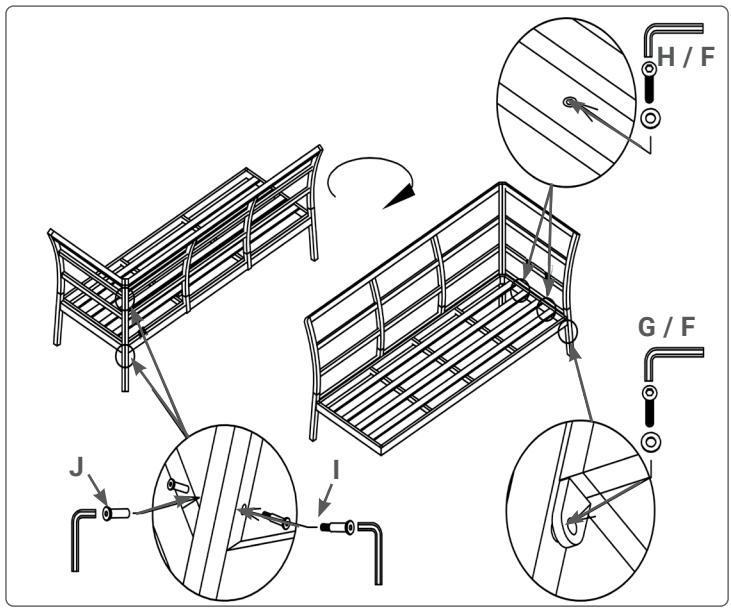
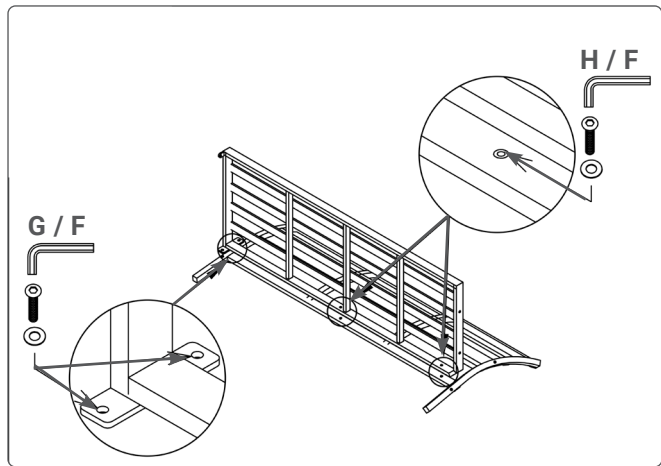
- **CAUTION** It is inherent with fabricated steel parts that edges and corners can cause cuts if improperly handled during assembly. **BE CAREFUL,** wear correct work gloves.

Table

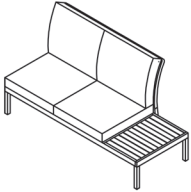
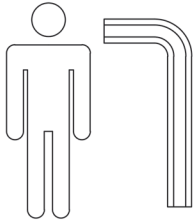
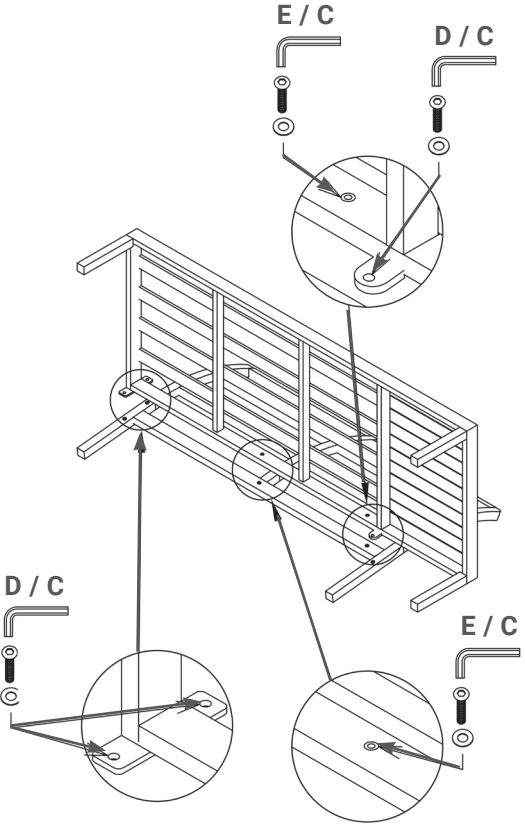
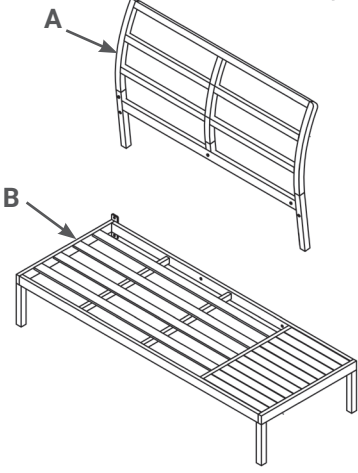















	<table border="1"> <thead> <tr> <th>Part Number</th> <th>Images and Sizes</th> <th>Qty.</th> </tr> </thead> <tbody> <tr> <td>A</td> <td></td> <td>1</td> </tr> <tr> <td>B</td> <td></td> <td>2</td> </tr> <tr> <td>C</td> <td></td> <td>2</td> </tr> <tr> <td>D</td> <td> M6*ø16</td> <td>12</td> </tr> <tr> <td>E</td> <td> M6*20</td> <td>12</td> </tr> <tr> <td></td> <td></td> <td></td> </tr> <tr> <td></td> <td></td> <td></td> </tr> <tr> <td></td> <td></td> <td></td> </tr> </tbody> </table>	Part Number	Images and Sizes	Qty.	A		1	B		2	C		2	D	M6*ø16	12	E	M6*20	12											
Part Number	Images and Sizes	Qty.																												
A		1																												
B		2																												
C		2																												
D	M6*ø16	12																												
E	M6*20	12																												

Diagram showing the assembled bench and its individual components labeled A through J. Component A is the backrest, B is the seat base, C is a leg, D is a corner brace, E is a support post, F is a washer, G is a bolt, H is a nut, I is a bolt, and J is a nut.

Part Number	Images and Sizes	Qty.
A		1
B		1
C		1
D		1
E		1
F	M6*ø15	12
I	M6*32	2
J	M6*20	2
G	M6*20	6
H	M6*40	6



Sofa - 2 Seater

																						
	<table border="1"> <thead> <tr> <th>Part Number</th> <th>Images and Sizes</th> <th>Qty.</th> </tr> </thead> <tbody> <tr> <td>A</td> <td> 1</td> </tr> <tr> <td>B</td> <td> 1</td> </tr> <tr> <td>C</td> <td> 5 M6*ϕ16</td> </tr> <tr> <td>D</td> <td> 3 M6*20</td> </tr> <tr> <td>E</td> <td> 2 M6*35</td> </tr> <tr> <td></td> <td></td> <td></td> </tr> <tr> <td></td> <td></td> <td></td> </tr> </tbody> </table>	Part Number	Images and Sizes	Qty.	A	 1	B	 1	C	 5 M6* ϕ 16	D	 3 M6*20	E	 2 M6*35								
Part Number	Images and Sizes	Qty.																				
A	 1																					
B	 1																					
C	 5 M6* ϕ 16																					
D	 3 M6*20																					
E	 2 M6*35																					

Maintenance

- Perform Maintenance at least once a year in order to extend the life of your furniture.

Cleaning

- Regularly wipe down the frames with hot soapy water.
- Any modifications of these items may be dangerous and are not permitted. **DO NOT** alter parts supplied by the manufacturer.

Storage


- We recommend you use covers to protect these items when not in use. Covers must be removed periodically to minimise moisture build up.

Environment Protection and Waste Protection and Electrical Equipment Regulations (WEEE)

Recycle unwanted packaging materials. When this product is no longer required, or has reached the end of its useful life, please dispose of it in an environmentally friendly way. It is our policy to continually improve products and we reserve the right to alter data, specifications and parts without prior notice. No liability is accepted for incorrect use of this product. Guarantee is 12 months from purchase date, proof of which is required for any claim.

Dellonda Limited

Kempson Way, Suffolk Business Park, Bury St Edmunds, Suffolk. IP32 7AR

 01284 757575

 support@dellonda.co.uk

 www.dellonda.co.uk