

## JUBE

Design Favaretto&Partners

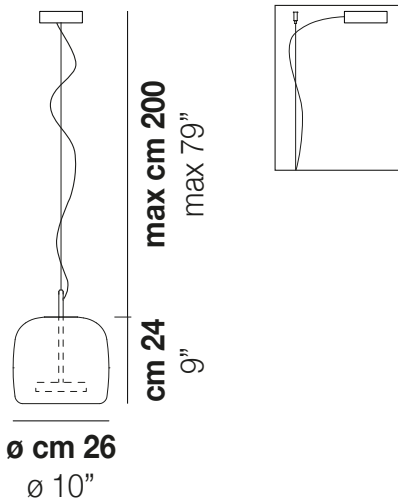
## JUBE SP 1 P



Retro charm. The elegant and delicate look of blown glass finds a new dimension in Jube. Two glass units placed side by side, perfectly assembled, so much so that they look like a unique piece. The result is a sinuous lamp, formed by superimpositions and with tone-on-tone colours that give it a precious, vintage mood. After the suspension, the collection is enriched with three new table versions, a new size of suspension, a new applique on a unique glass and a new floor lamp. Upper glass shades is available in five colours: smoky, burnt earth, antique green, crystal, light amethyst, metal parts finishes are satin gold and matt steel. LED light source.



## JUBE SP 1 P



### TECHNICAL DATA:



LED 2700K DIM2	1x13 W	37 V
LED 2700K DIM3	1x13 W	37 V
LED 3000K DIM2	1x13 W	37 V
LED 3000K DIM3	1x13 W	37 V

### CERTIFICATIONS:


- Led 2700 K 13 W 37 V 2000 lm DIM2 Phase Cut
- Led 2700 K 13 W 37 V 2000 lm DIM3 0-10V, Push
- Led 3000 K 13 W 37 V 2000 lm DIM2 Phase Cut
- Led 3000 K 13 W 37 V 2000 lm DIM3 0-10V, Push

VOLUME	Mc 0
GROSS WEIGHT	Kg 4
NET WEIGHT	Kg 2

[download](#)




### SHADE FINISHING



AATR CRTR FUTR TBTR VATR

### FRAME FINISHING



AVS OS

### OTHER VERSION AVAILABLE

Click on the version to go to the web version of the product

