



Penna 16 walnut, Penna 40 dark stained walnut, Penna 64 walnut



Penna 16 white washed oak

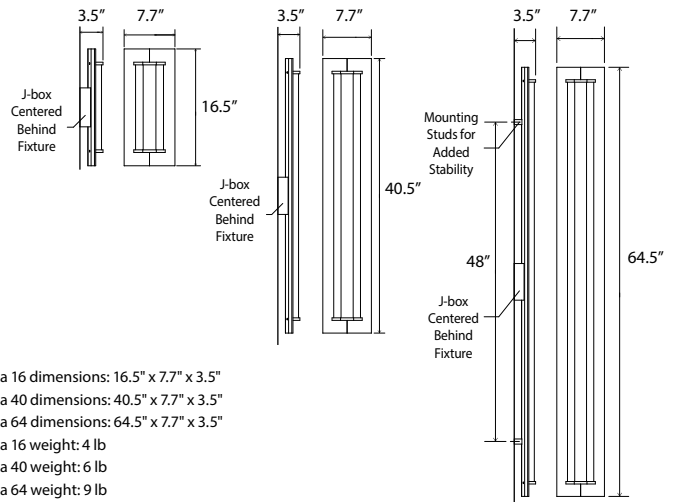
details

Penna 64 mounting studs

On our Cerno journey, we continue to evolve as designers and craftsman. The Penna is a celebration of us drawing and reflecting on our last ten years. This design is an embodiment of all the lessons that we have learned from designing and building thousands of lights. This fixture balances utility and sophisticated beauty well. The walnut, brass, and leather work in concert to compose a modern form with materials that have been used for thousands of years.

Nick Sheridan  
Designer

## Penna 16 / Penna 40 / Penna 64 sconce



Penna 16 dimensions: 16.5" x 7.7" x 3.5"  
 Penna 40 dimensions: 40.5" x 7.7" x 3.5"  
 Penna 64 dimensions: 64.5" x 7.7" x 3.5"  
 Penna 16 weight: 4 lb  
 Penna 40 weight: 6 lb  
 Penna 64 weight: 9 lb  
 Light source: integrated LED  
 Penna 16 light output: 510 Lumens (source)  
 Penna 40 light output: 1530 Lumens (source)  
 Penna 64 light output: 2550 Lumens (source)  
 Light color\*: 2700 K or 3500 K  
 Color accuracy: 90+ CRI  
 Penna 16 power usage: 7 W  
 Penna 40 power usage: 21 W  
 Penna 64 power usage: 35 W  
 Dimmable (see driver below)  
 Wood grain will vary  
 Specifications subject to change



### MATERIAL & FINISH OPTIONS

Penna sconce part # 03-220- B -

Size  
 16"  
 40"  
 64"

#### Metal Finish

brushed brass (CM-120)  
 distressed brass (CM-117)

#### Wood Body

walnut (CM-001)  
 dark stained walnut (CM-002)  
 white washed oak (CM-095)

#### Lamping\*

2700 K LED  
 3500 K LED

#### Driver

120 V AC input voltage  
 TRIAC, ELV & 0-10 V dimming  
 277 V AC input voltage  
 TRIAC, ELV & 0-10 V dimming

#### Includes

frosted polymer (CM-057)


\*Available in 3000K, 4000K and other color temperatures upon request.




brushed brass (CM-120)



distressed brass (CM-117)



walnut (CM-001)



dark stained walnut (CM-002)



white washed oak (CM-095)

