

**REF.**

MARU S 50 BK E26 or GU24 UL  
 MARU S 50 WH E26 or GU24 UL  
 MARU S 50 NI E26 or GU24 UL

**LIGHT SOURCE**

120 - 277V

Recommended Bulb - Not Included

E26 Medium Base Lamp Holder  
 LED Globe 15 W, 810 lm\*  
 or  
 GU24 Lamp Holder  
 LED A19 15 W, 810 lm\*

\*Measurements obtained by theoretical calculations at LZf using ivory white shades & recommended bulbs.  
 Veneer Ref: 20 Ivory White.

**PACKAGING**

Box size: 20 × 20 × 3"

Box volume: 0,8 ft<sup>3</sup>

Weight: Gross - 5,5 Lb | Net - 2,4 Lb

**MATERIALS & COMPONENTS**

Wood Veneer Shade

Nickel Metal Tripod

Metal Canopy: ø 3,4" - disc ø 4,5"


Electrical Cable: 8 ft drop

This lamp requires self assembly


**FINISHES**


	20 Ivory White		25 Orange
	21 Natural Cherry		26 Red
	22 Natural Beech		33 Pale Rose
	24 Yellow		34 Sea Blue

**METAL CANOPY**

 BK-Matt Black & Black Cable

\*On Request

 \*WH-Matt White & White Cable

 \*NI-Brushed Nickel & Transparent Cable