


# LINGER 48 LINEAR SUSPENSION

## PRODUCT FEATURES

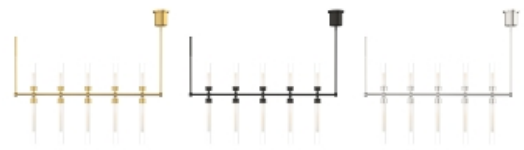
- Designed with symmetrically placed LED lights shaped by ten glass and acrylic cylinders, providing generous illumination in any space.
- Available in three finishes, Natural Brass that will slowly patina for an exquisitely timeless look, Polished Nickel and Nightshade Black.
- Generously sized at 48 inches long
- Dimmable with most LED compatible ELV and Triac dimmer. 277V compatible with 0-10V dimmers
- Includes (4) 6" and (10) 12" rigid stems in coordinating finish
- Protected by a 5-year warranty. please visit the "About Us" Page on [techlighting.com](http://techlighting.com) for more for warranty details



## LAMPING

Includes 46 watts, 3775 total delivered lumens, 3000K LED modules. 120 volt dimmable with most LED compatible ELV and TRIAC dimmers. 277 volt compatible with 0-10V dimmers. Ships with (10) 12" and (4) 6" rigid stems in coordinating finish.

Natural Brass



Natural Brass

Nightshade Black

Polished Nickel

## ORDERING INFORMATION

700LSLNG	LENGTH (A)	FINISH	LAMP
	48 48"	NB NATURAL BRASS	-LED930 INTEGRATED LED 90 CRI 3000K 120V
		N POLISHED NICKEL	-LED930-277 INTEGRATED LED 90 CRI 3000K 277V

700LSLNG \_\_\_\_\_

JOB NAME \_\_\_\_\_

NOTES \_\_\_\_\_

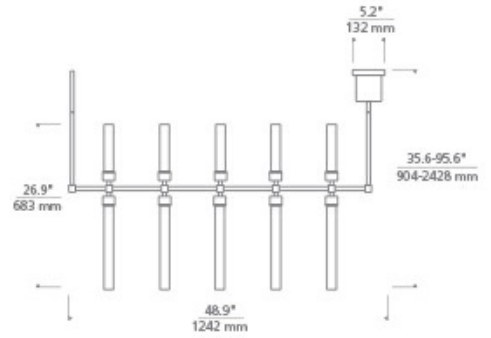


# LINGER 48 LINEAR SUSPENSION



## SPECIFICATIONS

HARDWARE MATERIAL	Aluminum
SHADE MATERIAL	Glass
NET WEIGHT	11 lbs
HEIGHT	28.8in
WIDTH	5.2in
LENGTH	48.9in
UP LIGHT / DOWN LIGHT / BOTH?	
WET LISTED	
DAMP LISTED	Yes
DRY LISTED	
MIN. HANGING HEIGHT	35.6in
MAX HANGING HEIGHT	95.6in
TOTAL CORD LENGTH	
TOTAL STEM LENGTH	
STEM QTY	
SLOPED CEILING ADAPTABLE?	
GENERAL LISTING	
INCLUDES	



## LAMPING SPECIFICATIONS

	LED LAMP	INTEGRATED LED	NON LED	NO LAMP
DELIVERED LUMENS		3775		
WATTS		46		
MAX WATTAGE PER BULB		46W		
INPUT VOLTAGE		120V 277V		
DIMMING TYPE*		ELV, TRIAC		
CCT		3000K		
CRI		90 CRI		
LED LIFETIME				
L70				
AVERAGE BULB HOURS		50000		
FIELD SERVICEABLE LED				
LAMP BASE		Integrated LED		
LAMP SHAPE		Integrated LED		
LAMP INCLUDED?		Y		
WARRANTY**		5 Years		

\* Dimming information available at [www.techlighting.com/Downloads#dimming](http://www.techlighting.com/Downloads#dimming)

\*\* Visit [techlighting.com](http://techlighting.com) for specific warranty limitations and details.

## T20 / T24 INFORMATION

	Integrated LED	Replacement LED Lamp	No Lamp *
This product can be used to comply with California Building Energy Efficiency Standards 2016 <b>Title 24</b> Part 6.	Yes		
This product can be used to comply with California Appliance Efficiency Standards 2016 <b>Title 20</b> and may be shipped to and sold in California.	No		

\* If a light fixture or component does not include a lamp or light source, it is the responsibility of the customer to select a lamp that meets the T24 and T20 requirements.

