




right model



convenient USB charge spot



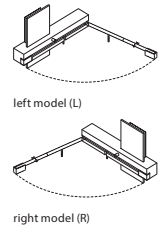
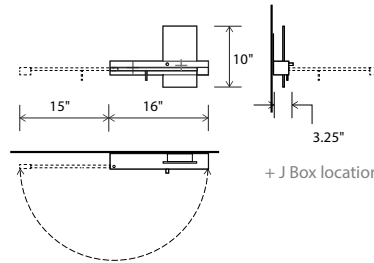
Levo Optional Shelf

The goal for the Levo was to create a bedside wall fixture with great task lighting articulation that was intuitive enough to be used without prior knowledge of the fixture: all the while making it slender, sexy, and very robust.

Nick Sheridan,  
Designer

## Levo

bedside wall sconce/reading lamp with USB charger



Dimensions: 10" x 16" x 3.25"  
 Materials: solid wood, aluminum, polymer  
 Product weight: 3 lb  
 Light source: 2x integrated LED  
 Static sconce light + swing arm w/ rotating head light  
 Light output of static sconce source: 565 Lumens (source)  
 Light output of swing arm source: 160 Lumens (source)  
 Light color: 2700 K  
 Color accuracy: 90+ CRI  
 Power usage: 20 W total (10 W USB charger)  
 USB charge current: 2 A  
 Fully dimmable static sconce light with automatic ON/OFF swing arm light source  
 Swing arm light is not dimmable  
 Input voltage: 12 V DC (adapter included)  
 Hardwired and corded versions available  
 Hardwired model includes an external power supply (2.75" x 1.63" x 1.13")  
 Requires space in J-box for included power adapter  
 Alternate voltage/plug styles available

Hardwired adapter input voltage: 120-277 V AC  
 Corded adapter input voltage: 120-240 V AC  
 Wood grain will vary  
 Specifications subject to change

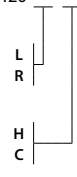


### MATERIAL & FINISH OPTIONS

Levo part # 03-120-

**Direction**

left model  
 right model



**Installation**

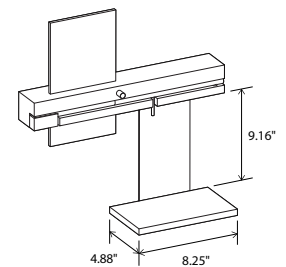
hardwired  
 corded

**Includes:**

solid walnut body (CM-001)  
 brushed aluminum (CM-006)  
 frosted polymer (CM-024)

## Levo Shelf Option

The introduction of the optional shelf for the Levo increases the utility of this fixture without compromising any aspect of the design. The shelf provides a perfect place to rest your phone or tablet while charging it. It is important to note that shelf is purchased separately from the Levo and can be retrofitted on existing Levos.



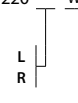
left model with shelf option

### LEVO SHELF OPTIONS

Levo shelf part # 60-220- W

**Direction**

left model  
 right model



**Includes:**

solid walnut shelf (CM-001)  
 brushed aluminum (CM-006)



brushed aluminum (CM-006)



walnut (CM-001)