



frosted polymer



beech wood veneer

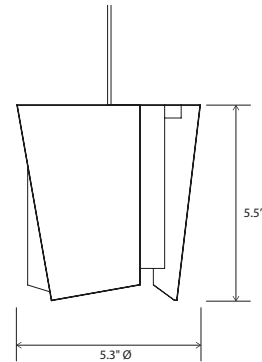


brushed aluminum

The Levis is simple and clean at first glance: complex upon closer review. The rhythm in the facets gives a dynamic feel from different vantage points, creating a sophistication to its presence.

*Nick Sheridan,
Designer*

Levis accent pendant



Dimensions: 5.3" Ø, 5.5" H
 Materials: polymer, veneer, aluminum options
 Product weight: 1 lb
 Light source: integrated LED
 Light output: 915 Lumens (source), based on 2700K
 Light color: 2700 K or 3500 K
 Color accuracy: 90+ CRI
 Power usage: 9 W
 Dimmable: 0-10 V dimming at 120-277 V AC
 TRIAC and ELV dimming at 120 V AC only
 Driver location: must be housed in J-box
 Driver dimensions: 3.3" x 1.6" x 1.0"
 Brushed aluminum (CM-006) low-profile square canopy with white braided cord included
 Canopy dimensions: 4.5" x 4.5", 0.38"
 Must use included external LED driver (3.3" x 1.6" x 1.0")
 Accent pendants can be clustered by using multi-point round canopy or multi-point linear canopy
 See website for more canopy information
 6'-0" drop length, field adjustable
 Suitable for a sloped ceiling
 Wood grain will vary
 Specifications subject to change



MATERIAL & FINISH OPTIONS

Levis accent part # 06-100-

Shade

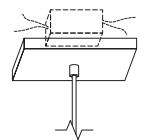
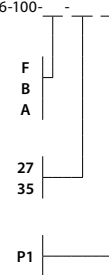
frosted polymer (CM-024)
 beech wood veneer (CM-019)
 brushed aluminum (CM-012)

Lamping*


2700 K LED
 3500 K LED

Driver

120 V AC input voltage
 TRIAC, ELV, or 0-10V dimmable



square low-profile canopy




frosted polymer (CM-024)



beech wood veneer (CM-019)



brushed aluminum (CM-012)



*Available in 3000K, 4000K and other color temperatures upon request.