


Empatia 26 table

1817018A

SPECIFICATIONS



Design By

Carlotta de Bevilacqua
Paola di Arianello

Collection

Design



Specifications

Delivered lumens	710lm
Light output ratio	44.38lm/W
Power consumption	16W
Led type	14W C.O.B.*
CCT (Correlated Color Temperature)	3000K
CRI (Color Rendering Index)	>80
Life expectancy	50000Hrs
Control type	DIMMABLE (On Base)
Input Voltage	120-240V
Driver	Plug-In

Colors & Finishes

- Clear & Frosted (Diffuser)
- White (Base)

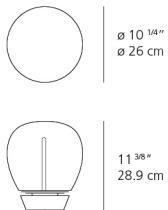
Materials

- Base in painted die-cast aluminum
- Diffuser in handblown glass clear towards the bottom and frosted at the top
- Light pipe in low absorption coefficient methacrylate
- Glass bottom plate within diffuser in painted aluminum

Features & Accessories

- Diffuser allows for reflection of light without glaring and without losing efficiency
- Light pipe guides light to the diffuser
- Interchangeable plug options accommodate most countries electrical outlets

Dimensions



Packaging

1 Box

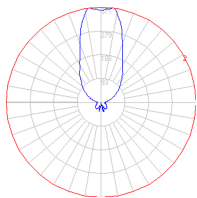
1 x 13-5/16" x 13-5/16" x 19-3/16" / 10.14 lbs - 33.5 cm x 33.5 cm x 48.5 cm / 4.6 kg

Light distribution

Indirect

Luminaire weight

7.72 lbs / 3.5 kg



Warranty

5 year limited warranty

Red = Max Cd. Through Vertical plane
Blue = Max Cd. Through Horizontal plane