**REF.**

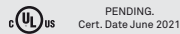
LENS CR M BK LED UL
 LENS CR M IV LED UL
 LENS CR M BN LED UL
 LENS CR M GD LED UL
 LENS CR M CO LED UL

MATERIALS & COMPONENTS

Wood Veneer Shade

Metal Ring, Stem & Base

Black Electrical Cable with Dimming Switch: 57"

LIGHT SOURCE

120V: Dimmable

Driver:

Constant Voltage 24V







LED Integrated:

Led module

3.000K, CRI>90, 10W, 50-60Hz, 172 lm*


*Measurements obtained by theoretical calculations at LZf using ivory white shades. Veneer Ref: 20 Ivory White.

FINISHES**WOOD VENEER**

- | | |
|---|--|
|  20 Ivory White |  28 Blue |
|  21 Natural Cherry |  29 Grey |
|  22 Natural Beech |  33 Pale Rose |

METAL

*On Request

- | | |
|---|--|
|  IV-Matt Ivory |  *BN-Black Nickel |
|  BK-Matt Black |  *GD-Gold |
| |  *CO-Copper |

PACKAGING

Box Size: 27 x 13 x 4"

Box Volume: 0,7 ft³

Weight: Gross - 11,7 Lb | Net - 5,0 Lb