


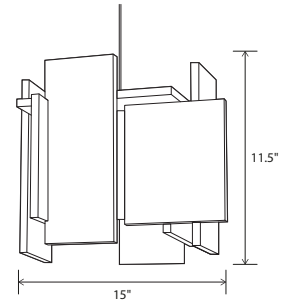
walnut



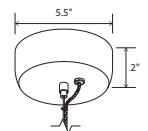
dark stained walnut



Abeo pendant



Dimensions: 15" Ø, 11.5"
 Materials: solid wood, polymer
 Product weight: 7 lb
 Light source: integrated LED
 Light output: 1647 Lumens (source), based on 2700K
 Light color*: 2700 K or 3500 K
 Color accuracy: 90+ CRI
 Power usage: 19 W
 Dimmable: 0-10 V dimming at 120-277 V AC
 TRIAC and ELV dimming at 120 V AC only
 White (CM-060) extended-profile round canopy
 with white braided cord and steel cable included
 Canopy dimensions: 5.5" Ø, 2"
 Canopy required to house LED driver (3.3" x 1.6" x 1.0")
 See website for more canopy information
 6'-0" drop length, field adjustable
 Suitable for a sloped ceiling
 Wood grain will vary
 Specifications subject to change



extended profile round canopy



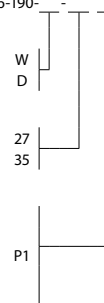
MATERIAL & FINISH OPTIONS

Abeo part # 06-190-


Wood Body
 walnut (CM-001)
 dark stained walnut (CM-002)

Lamping*
 2700 K LED
 3500 K LED

Driver
 AC Input Voltage Range: 120-277 V
 120 V input: TRIAC, ELV & 0-10 V
 dimmable
 240 & 277 V input: only 0-10 V
 dimmable



walnut (CM-001)



dark stained walnut (CM-002)

I wanted to create a simple geometric sculpture that lets the light inside just sneak out around the floating walnut planes: letting the natural wood fall in and out of the light. It is this play with contrast and light and shadow that makes the Abeo such a dynamic piece.

Nick Sheridan,
 Designer

Includes: frosted polymer (CM-024)

*Available in 3000K, 4000K and other color temperatures upon request.

