




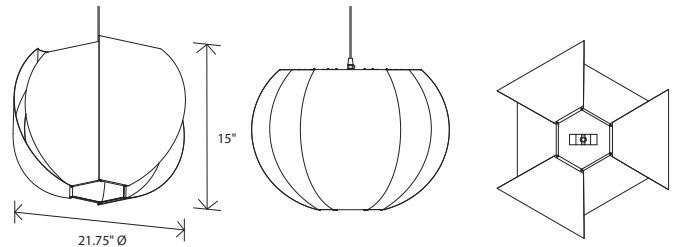
gloss white



matte black with white matte

Veris was a concept we started exploring ten years ago. Two offset layers of petals simultaneously shield the light source while allowing reflected light to wash the inside petals, creating a dramatic ambient luminaire. The form materializes through a series of processes that utilize cutting edge CNC laser technology but still rely on skilled hand-rolling and bending of the aluminum petals.

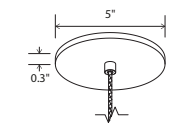
Veris 22 pendant



Dimensions: 21.75" Ø, 15"
 Product weight: 4 lb
 Suitable for a sloped ceiling
Integrated LED Specifications
 Light output: 1690 Lumens (source)
 Light color: 2700 K, 3000 K, 3500 K or 4000 K
 Color accuracy: 90+ CRI
 Power usage: 19.5 W
 Dimmable (see driver below)
 Driver must be housed in J-box
 Driver dimensions: 3.3" x 1.6" x 1", included

E26 Medium Base Specifications
 Lamping: E26 base, type A lamp, 60 W max
 Input voltage: 250 V AC max
 Bulb not included

Textured Black Powdercoat (CM-049) low profile round canopy with SVT-3 Cable, Black (CM-039)
 Canopy dimensions: 5" Ø, 0.3"
 See website for more canopy information
 Field adjustable drop length: 0'6" min - 8'0" max
 Specifications subject to change



black low-profile round canopy with black SVT-3 cable



matte black (CM-085) with matte white interior



brushed aluminum (CM-012)




brushed rose gold (CM-046)



brushed brass (CM-047)



distressed brass (CM-096)



gloss white (CM-054)

MATERIAL & FINISH OPTIONS

Veris 22 part # 06-260-22

Shade Material

- matte black (CM-085) with matte white interior
- brushed aluminum (CM-012)
- brushed rose gold (CM-046)
- brushed brass (CM-047)
- distressed brass (CM-096)
- gloss white (CM-054)

Lamping*

- 2700 K LED
- 3000 K LED
- 3500 K LED
- 4000 K LED
- medium base E26 socket

Driver (LED version only)

- AC Input Voltage Range: 120-277 V
- 120 V input: TRIAC, ELV & 0-10 V dimmable
- 240 & 277 V input: only 0-10 V dimmable

