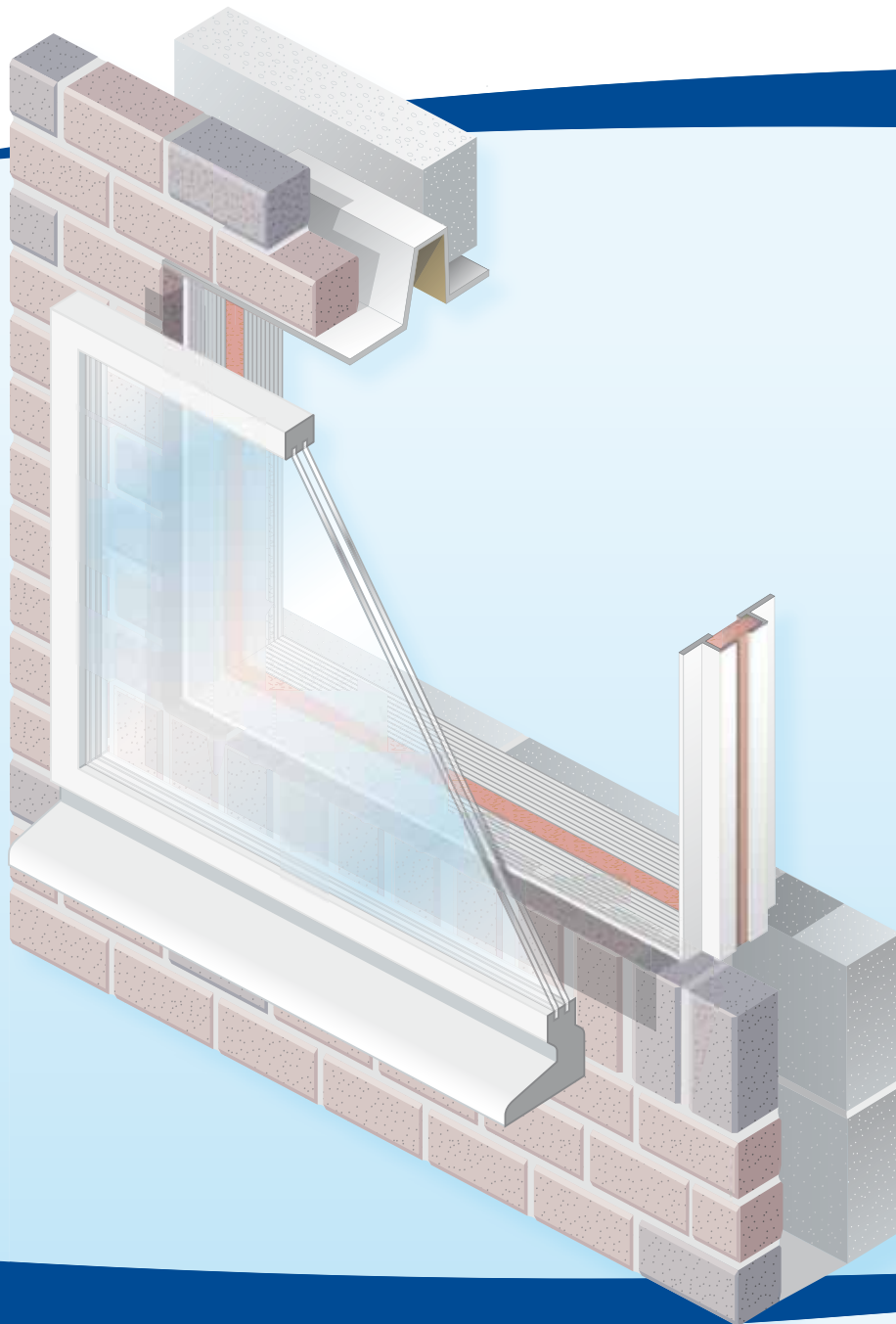





CAVITY CLOSERS

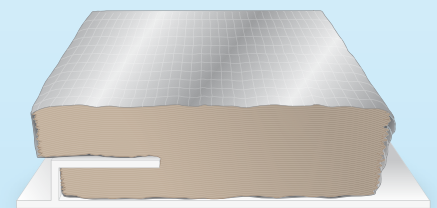
Rigid insulated closer system solutions



Speedline XPS




Speedline FR



Speedline FR Plus

Cavity Closer Solutions



Speedline Insulated Cavity Closers provide an economical alternative to using reveal blocks whilst satisfying the requirements set out by the BRE for Thermal Insulation 'Avoiding Risks' and Approved Document L of the building regulations.

The closers solve cold bridging problems and make for a quicker window and door opening construction by building the product in as a window former and straight edge with the Speedline XPS System or by retrospectively fitting the closer with any of the Speedline Cavity closer solutions.

Speedline Cavity Closer FR and FR Plus offer 60 minutes fire integrity for cavities up to 100mm and 170mm respectively. All Speedline cavity closers are supplied in 2400mm lengths (10 lengths per pack).

Speedline Cavity Closers have BBA certification on the FR product, BBA applied for on the FR Plus product and BBA Technical Approval for the XPS version.

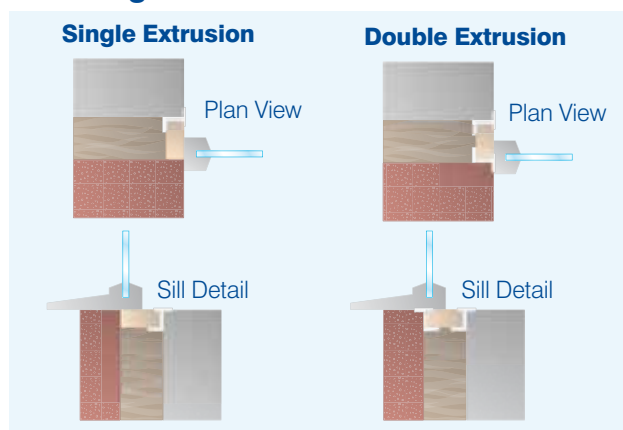
All versions satisfy the requirements set out by the BRE for Thermal Insulation "Avoiding Risks" and "Approved Document L of the Building Regulations".

Speedline Cavity Closers:

- UPVC outer acts as a damp proof barrier and a substrate for the application of plaster.
- Insulated core prevents thermal bridging problems.
- Tested by Warrington Fire Research and Chiltern Fire to provide 60 minutes fire rating on FR and FR Plus products.
- Provides a quicker window and door opening construction whether by building in the product as a window former and straight edge (XPS Version only) or by retrospectively fitting any of the Speedline Cavity Closer solutions.

- Straight joint – no jointing clips required.
- Minimum wastage during construction – prevents loss of points for the Code for Sustainable Homes'
- Can be cut down to suit application.
- Lightweight

Speedline Cavity Closers are available in both single and double extrusion



Single extrusion, Single Flange is primarily produced for check reveal constructions where the window frame is to be located behind the facing brickwork. This is necessary in areas of severe weather as defined in table 10 of BS5628:Part 3 1985 which covers all exposure zones in the UK.

Double Extrusion is suitable for the more common flush reveal detail that allows varying positions of window locating. The double extrusion in all Speedline Cavity Closers should be retro fitted, however the XPS version can also be built in whilst the brickwork is being erected and as such would offer a straight edge for accurate brickwork at window and door openings

The double extrusions give a good straight former for a bricklayer to work to.

Speedline Cavity Closer Thermal Properties	Thermal Conductivity (W/mK)
Speedline Cavity Closer XPS	0.030
Speedline Cavity Closer FR	0.035
Speedline Cavity Closer FR Plus	0.035

All versions of Speedline Cavity Closer will contribute toward overall compliance under Accredited Construction Details & Enhanced Construction Details.

Cavity Closer XPS



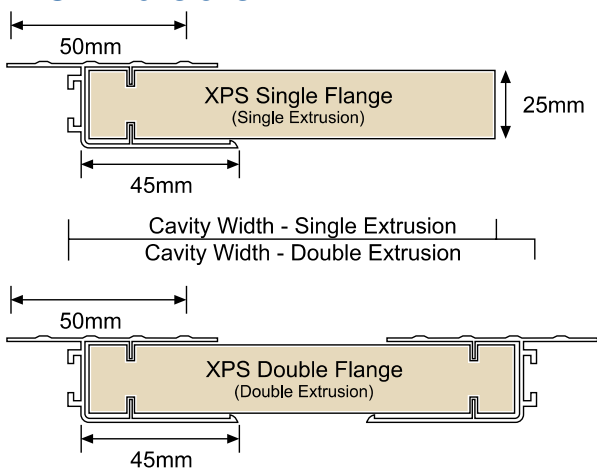
Speedline Cavity Closer XPS is a UPVC cavity closer with an insulated XPS core suitable for 50mm to 250mm cavity widths.

- Economic
- Complies with new Part L Building Regulations
- Insulated XPS core



Standard cavity widths available are detailed below and other widths are available on request

Thickness (mm)	Length (mm)	Cavity Width (mm)
25	2400	50mm (single extrusion only)
25	2400	65mm (single extrusion only)
25	2400	75mm
25	2400	85mm
25	2400	90mm
25	2400	95mm
25	2400	100mm
25	2400	125mm

XPS Dimensions




Check and Flush Reveals



Speedline XPS can be used as a former to openings and built in whilst the brickwork is being erected but as the exposed insulation edge can be easily cut along the length it is ideal for retro fit cavities that vary due to brick and block installation tolerances making it a more economical solution.

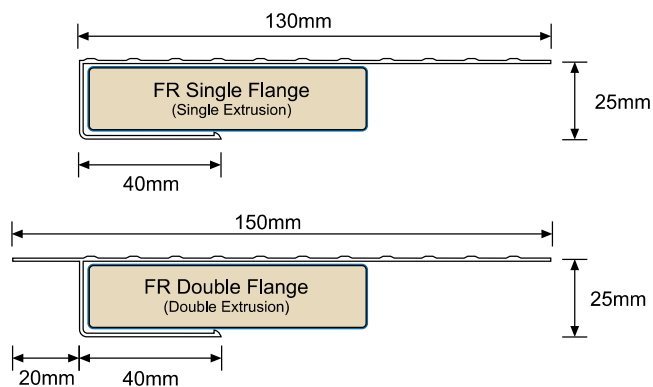
Cavity Closer FR



Speedline Cavity Closer FR is a UPVC cavity closer with rock mineral wool insulation offering 60 minute fire integrity for 50mm up to 100mm cavity widths.

- 60 minute fire integrity
- Economic
- Complies with new Part L Building Regulations
- Accepts all window and door frame material

FR Dimensions



Check and Flush Reveals

Check Reveal (Single Extrusion)



Flush Reveal (Double Extrusion)

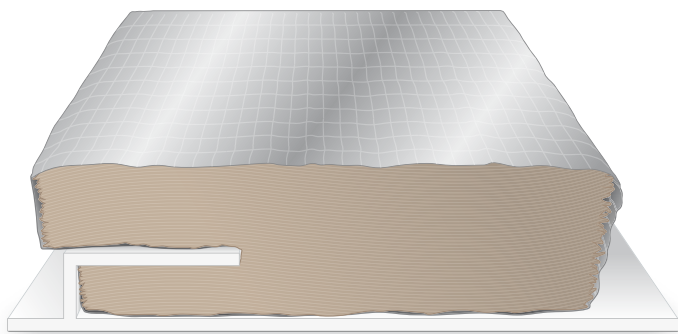


60 minute fire integrity

Tested at WRFC Warrington
 Certification number. Warres No: 126769



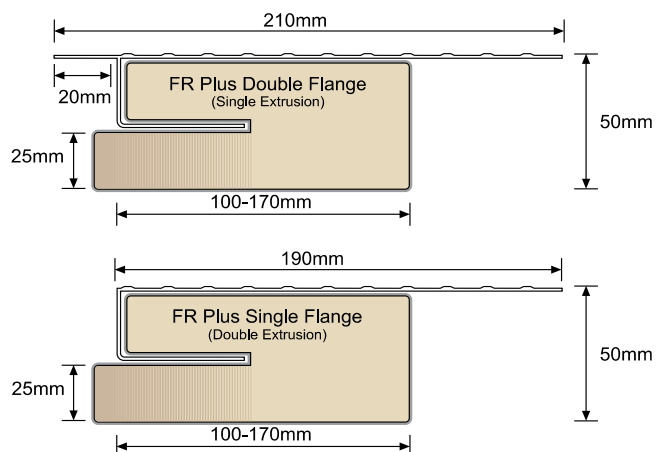
Cavity Closer FR Plus



Speedline Cavity Closer FR Plus is a UPVC cavity closer with rock mineral wool insulation with a class '0' foil covering. Speedline FR Plus offers 60 minute fire integrity available to suit 100mm to 170mm cavity widths.

- 60 minute fire integrity
- Class '0' foil covering
- Complies with new Part L Building Regulations
- Accepts all window and door frame material

FR Plus Dimensions



Check and Flush Reveals

Check Reveal (Single Extrusion)



Flush Reveal (Double Extrusion)



60 minute fire integrity

Tested at Chiltern Fire International
Certification number. Chilt/A10088



Application Instructions


Forming Corners



Speedline Cavity Closer XPS



Straight Jointing




Speedline Cavity Closer XPS



Speedline Cavity Closer FR



Speedline Cavity Closer FR



Speedline Cavity Closer FR Plus



Speedline Cavity Closer FR Plus

Speedline Cavity Closer is easily worked on site and can be cut using a saw to fit required length.

Corners should be mitred or the plastic extrusion should be cut shorter than the insulation so a square joint can be formed. This is to ensure insulation is continuous and cold bridging eliminated.


To ensure maximum yield from the product, slide the plastic extrusion along its insulation core on the pieces to be joined as the illustration shows.

Recommended 150mm overlap.

Join the two pieces together by sliding the overlapping extrusion onto the next piece of closer insulation.

Cut the excess extrusion and insulation core accordingly.

Built in Cavity Closer



Brick ties twist into the channel in the side of the extrusion and can slide to get to work into brick courses.

8 ties per 2400 length are recommended.

Single extrusion and the tie should be positioned to the blockwork (inner leaf) side.

Double extrusion Speedline Cavity Closer with brickwork ties installed.

Retrospective Fitting


Speedline Cavity Closer FR and FR Plus have no cutouts but should be nailed through the flange.



Speedline Cavity Closer FR



Speedline Cavity Closer FR Plus



Speedline Cavity Closer XPS

Speedline XPS Cavity Closers can be fitted at the reveal into an open cavity.

Small cut outs are in the extrusion(s) to allow for fixing of the closer with masonry nails. Speedline Cavity Closer FR and FR Plus have no cut outs but should be nailed through the flange.

Contact your local Speedline stockist for further information

www.speedline.uk.com

Hillsborough Works, Langsett Road, Sheffield, S6 2LW

T: 0114 231 8030 **F:** 0114 231 8031

E: speedlinemarketing@sigplc.co.uk

Speedline products are supplied
exclusively through SIGplc stockists