

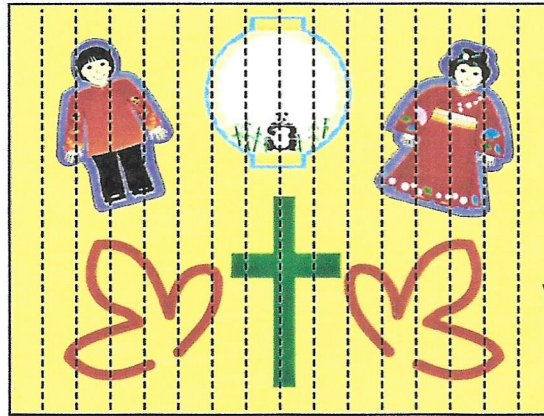
Easy-to-Make Folded Fans

Decorate with paper shapes. Experiment with different sizes of paper. Colored copy paper will work well. Big construction paper 9" x 18" is fun... and there is more room to decorate.

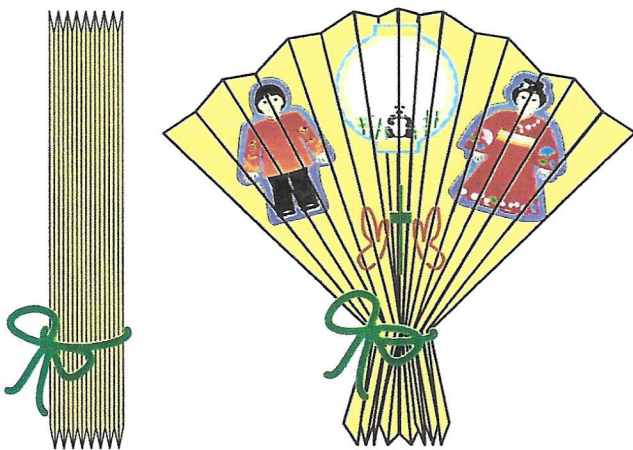
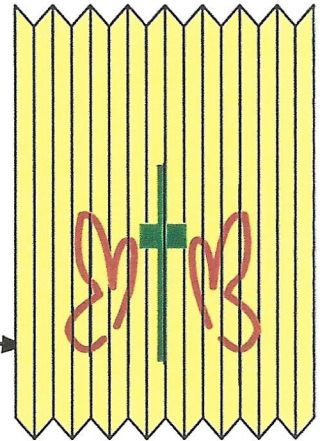
Variations: Glue two sheets of different colored paper together before folding




1. Decorate a sheet of colored copy paper. Glue notepad sheets, add drawings, etc.



2. Accordion fold in small sections



3. Pinch together & staple 3" up from the bottom edge. Tie with yarn or ribbon.




Materials

- Paper Shapes
- Glue Sticks
- Scissors
- Colored Paper
- Markers
- Yarn
- Chopsticks
- Masking Tape

Optional

- Lace edging
- Tacky Glue
- Stickers
- Rubber Stamps
- Satin Ribbon

Easy-to-Make Scrolls



Cut 7" X 11" rectangle from colored copy paper. Tape chopsticks on the short sides of the rectangle with masking tape. Add paper shapes with a glue stick to fit your theme. Write a story or verse. Roll up scroll and tie with yarn or ribbon.

Variations: Glue two sheets of different colored paper together before rolling. Experiment with longer rectangles. 5 1/2" X 17" paper cut from tabloid size paper.