


Reach for the Stars... Quick & Easy Ideas



1. Shaped Books



2. Story Bags




3. Word Cards



Store pieces in a Zip Lock™ Bag
laminare for permanence



4. Star Stick Puppet

Sing "Twinkle, Twinkle, Little Star". Make a star "puppet" to go with the song. Tape on a craft stick & decorate the star with glitter glue!



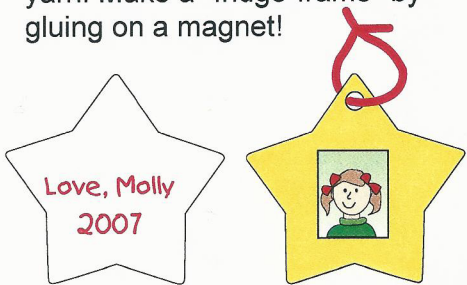
5. Number Family 3-D Stick Puppets

Fold 3 stars in half. Tape one star on a craft stick. Glue back sides of 2 stars together and glue to the star on the craft stick. Students can learn number families, write number sentences, etc. Adapt the idea for sight words etc.



6. Quick & Easy Gifts


Write name and date on the back side and glue a photo on the front. Laminate, punch a hole, and add yarn. Make a "fridge-frame" by gluing on a magnet!



7. "Put in Order"

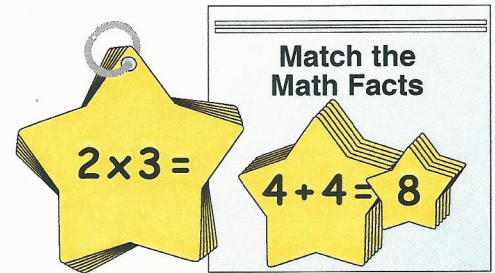
- Numbers 1-10
- Days of the Week
- Months of the Year, etc.
- Store pieces in a Zip Lock™ Bag

laminare for permanence



8. Drill & Practice


- Matching Games
- Flash Cards



Store pieces in a Zip Lock™ Bag
laminare for permanence

9. Calendar "Cut-Up" Ideas

Cut calendars into strips. Make math games, language activities and graphs.



Number Sentence Hook-Ups



1. Hole punch a calendar strip.



2. Make hooks by bending brass brads as shown.



3. Insert "hook" from backside and secure with tape.

4. Laminate pieces for permanence and store pieces in a Zip Lock™ Bag.

Let's Make "at" Words



Let's Graph

How many of us like ___?

Yes	No
yes	no
yes	

Let's Add & Subtract

