

Eight Great Christmas Ideas... by Creative Shapes Etc.




1. Books and Cards

Create books and cards. Embellish with gel pens, glitter glue and just for fun, try calligraphy pens for a festive flair.



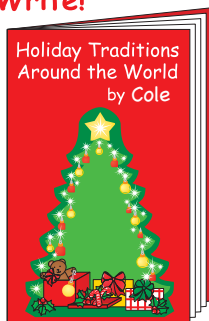
2. Puppets

Re-tell a holiday story or write a script and produce it!



Tape on a craft stick!

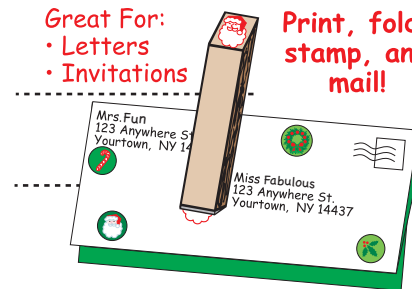
3. Ready, Set, Write!



Make a writing center and keep it stocked with seasonal supplies. Provide creative ways to send seasonal greetings to friends and family. Send cards and letters to our troops who are away from home. Combine "Holiday Cheer" computer paper, notepads, rubber stamps, stickers and your creativity!


Great For:
• Letters
• Invitations

Print, fold, stamp, and mail!



4. Make Tags

- Use mini notepads or small creative cut-outs.
- Hole punch and add yarn.



5. Decorate Bags

- Story Bags
- Goodie Bags

Glue a notepad sheet on a paper bag and decorate with rubber stamps. Optional: cut around the top.



6. Create a Keepsake

Print a favorite holiday quote, add hand prints, date & laminate.



7. Quick gifts on the go


- Create Keepsakes
- Laminate a photograph.
- Hole punch and add yarn.
- Decorate a pencil can.
- Make gift bags and tags.



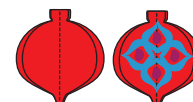
8. Paint & Fold 3-D Ornaments

1. Start with three trees.
2. Fold, unfold and paint. Re-fold, unfold and dry well. Repeat for all.
3. Glue two together.
4. Add yarn and glue last tree on top.


Use the same idea with snowflakes and silver glitter glue!



Do the same with ornament shapes!



Products Used in Idea Sheet:



Santa Face Mini SE-728 Large SE-149
Gingerbread Man Mini SE-761 Large SE-101
Stocking Mini SE-715 Large SE-162
Decorated Tree Mini SE-686 Large SE-86
Holiday Cheer SE-9212
Snowmen SE-9239
Snowflake Small SE-290 Large SE-8235
Evergreen Tree Small SE-292 Large SE-8233
Ornament Small SE-249 Large SE-8276
Snowflake SE-440
Santa SE-452
Holly Daze SE-2539