

Nine Nifty Space Ideas


1. Celebrate Success!

Start with Shapes Etc. Notepads and make your own awards & more:

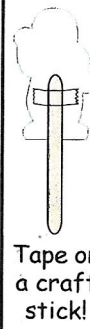
- ◆ Word Cards / Task Cards
- ◆ Self checking flash cards with the answers printed lightly in pencil on the back.



2. Books





3. Puppets



4. Nametags & Printer Paper


- ◆ Great for Field Trips
- ◆ Use large or mini notepads & add yarn or a safety pin.



laminare for permanence


5. Space Crunch Snack

Turn your favorite trail-mix recipe into "space crunch" and store in a resealable plastic bag. Practice handwriting skills by copying a recipe.




6. Space Table Setting

Laminate the Solar System for a reusable placemat! Serve Moon Pies and eat Milky Way candy bars!



7. Personal Incentive Charts & Stickers


Track progress and catch them being good!



8. Bulletin Board Helpers

WELCOME

Blast Off for Space Exploration!



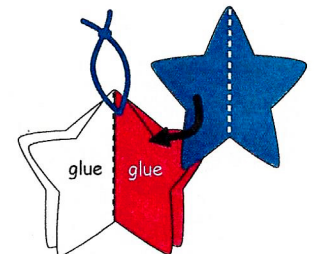

Space Crunch Energy Snack

- 2 c. dry roasted peanuts
- 1 1/2 c. raisins
- 1 1/2 c. M&M™ candies
- 2 1/2 c. sunflower seeds
- 4 c. Cherrios™ cereal

Directions:

1. Copy the recipe.
2. Wash your hands.
3. Measure the ingredients and put them in a large bowl.
4. Stir together.
5. Put 1/2 cup mixture in a snack size Zip Lock™ Bag (makes 23 servings @ 1/2 cup each)

9. 3-D Star Decorations



Fold 3 stars in half, glue back sides together, add yarn hanger and glue the last star on top. Adjust the folds and Viola! 3-D star ornament!