


**ricoma**  
THINK BEYOND



# CHT2 SERIES

High Speed Tubular  
Multi-head Embroidery Machines



+ with intuitive 10.4"  
high definition true color LCD  
touch screen system


THINK BEYOND

# CHT2 SERIES

## Technical specifications

Available in up to twelve heads, the CHT2 Series is ideal for businesses of all sizes. CHT2 models are perfect for scaling production on all types of finished garments including caps, flats, bags and plenty more.

*High performance, durable embroidery machines*



Model	Needles	Heads	Net/Gross Weight	Head Interval	EMB Area	Machine Size	LCD
CHT2-1204	12	4	650 kgs/700 kgs 1433 lbs/1543 lbs	400 mm 15.75 in	400 x 450 mm 16 x 18 in	2700 x 1230 x 1600 mm 106 x 48 x 63 in	10.4 in
CHT2-1504	15	4	650 kgs/700 kgs 1433 lbs/1543 lbs	400 mm 15.75 in	400 x 450 mm 16 x 18 in	2700 x 1230 x 1600 mm 106 x 48 x 63 in	10.4 in
CHT2-1206	12	6	760 kgs/850 kgs 1676 lbs/1874 lbs	400 mm 15.75 in	400 x 450 mm 16 x 18 in	3500 x 1230 x 1600 mm 138 x 48 x 63 in	10.4 in
CHT2-1506	15	6	760 kgs/850 kgs 1676 lbs/1874 lbs	400 mm 15.75 in	400 x 450 mm 16 x 18 in	3500 x 1230 x 1600 mm 138 x 48 x 63 in	10.4 in
CHT2-1208	12	8	1000 kgs/1120 kgs 2205 lbs/2470 lbs	400 mm 15.75 in	400 x 450 mm 16 x 18 in	4300 x 1230 x 1650 mm 169 x 48 x 65 in	10.4 in
CHT2-1508	15	8	1000 kgs/1120 kgs 2205 lbs/2470 lbs	400 mm 15.75 in	400 x 450 mm 16 x 18 in	4300 x 1230 x 1650 mm 169 x 48 x 65 in	10.4 in
CHT2-1212	12	12	1500 kgs/1700 kgs 3307 lbs/3748 lbs	400 mm 15.75 in	400 x 450 mm 16 x 18 in	5960 x 1230 x 1650 mm 235 x 48 x 65 in	10.4 in
CHT2-1512	15	12	1500 kgs/1700 kgs 3307 lbs/3748 lbs	400 mm 15.75 in	400 x 450 mm 16 x 18 in	5960 x 1230 x 1650 mm 235 x 48 x 65 in	10.4 in

*\*Optional wide models [-w] with EMB Area: 500 x 450 mm [20" x 18"] available*

Suited for all embroidery types

High speed with high efficiency



# HIGH DEF TRUE COLOR 10.4" LCD

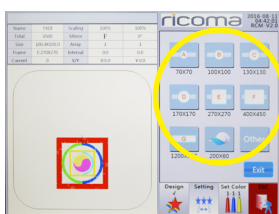
## Technical specifications

## Main features


- Double beam design to reinforce machine stability and reduce vibration
- Double belt system allows for higher torque, less noise and easier maintenance
- Reinforced square guide rails allow for higher impact resistance and durability
- Leveling feet pre-mounted in the factory for easy transportation and installation
- Double lighting system for better visibility
- Suitable for embroidery on flats, caps, finished garments and more
- Perfect for established and growing embroidery businesses
- 10.4-inch HD LCD touch-screen panel
- Maximum embroidery area: 400 mm x 450 mm [16" x 18"]
- Optional wide model with embroidery area of 500 mm x 450 mm [20" x 18"]
- Newly developed small sewing arm for high-quality embroidery on caps and small items
- Heavy duty steel stand with wheels to ensure stability and mobility
- Maximum speed: 1,000 stitches per minute
- Memory capacity: 50 million stitches or 200 designs
- 230° wide angle cap system
- Environmentally friendly packaging
- USB input
- Servo motor 150 W – lowest power consumption in the industry!
- Built-in universal power supply 110V/60Hz and 200V/50Hz (self-adaptable worldwide)
- DC36V micro-step motor for X & Y axis driving to ensure low noise and less vibration
- Emergency stop button
- Automatic thread trimmer
- Thread break detection
- Easily apply appliqué, sequin, boring or cording
- Recessed USB port to protect USB flash drive
- Machine reads multiple design formats, such as DST, DSB and more
- New embroidery frame positioning board makes changing embroidery frames easier
- Slim machine width allows for easy entry through standard sized doors
- Multiple hoop sizes for a variety of embroidery needs
- Automatic memory retention
- Optional laser tracing device available

## User-friendly interface allows user to complete more projects faster

The intuitive High Definition True Color 10.4" LCD displays a clean interface with easy one-step commands for simple operation and a pleasant user experience.



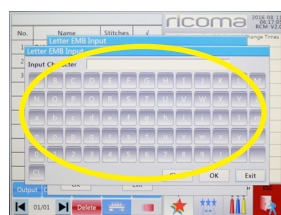
Preset hoops




One-step appliqué



Easy color selection



On-board lettering



One-step tracing



Easy design selection

- User-friendly interface
- Easy to operate
- New ergonomic touch screen allows for easy and comfortable operation with right-hand thumb
- Preset hoop parameters designed to avoid hitting hoops
- Multi-angle, rotatable and adjustable control panel bracket allows for better visibility
- Pre-sew design trace capable
- Automatic color change
- Built-in button from 172° to 196° under manual color change mode, a great help for machine maintenance
- Frame offset and frame outlining available for easy appliqué embroidery
- One-step tracing key directly on the main screen
- External 100° button and trimming button
- Multiple languages: English, Chinese, Spanish, Portuguese, Turkish, Dutch, French, German, Russian, Vietnamese, Thai, Arabic and more

# HOOPS AND CAP ATTACHMENTS INCLUDED

10 hoops [ 2 of each size, 5 sizes total] per head + sash frame

The CHT2 Series is ideal for embroidery on caps, bags, denim, finished garments and plenty more. Each machine includes a sash frame and a variety of hoop sizes for embroidery on small, medium and large items.

Model	CHT2-1204	CHT2-1504	CHT2-1206	CHT2-1506	CHT2-1208	CHT2-1508	CHT2-1212	CHT2-1512
Hoop A	8	8	12	12	16	16	24	24
Hoop B	8	8	12	12	16	16	24	24
Hoop C	8	8	12	12	16	16	24	24
Hoop D	8	8	12	12	16	16	24	24
Hoop E	8	8	12	12	16	16	24	24
Hoop-w	*wide	*wide	*wide	*wide	*wide	*wide	*wide	*wide
Sash frame	1	1	1	1	1	1	1	1



**Hoop A**

90 mm round  
[9 cm, 3.5"]



**Hoop B**

120 mm round  
[12 cm, 4.7"]



**Hoop C**

150 mm round  
[15 cm, 5.9"]



**Hoop D**

200 mm round  
[20 cm, 9"]



**Hoop E**

290 mm square  
[29 cm, 12"]



**Hoop-w**

\*Available with wide models  
400 mm square  
[40 cm, 15.75"]



**Sash frame**

Size varies by  
machine

Model	CHT2-1204	CHT2-1504	CHT2-1206	CHT2-1506	CHT2-1208	CHT2-1508	CHT2-1212	CHT2-1512
Cap rings	8	8	12	12	16	16	24	24
Hoop station	1	1	1	1	1	1	1	1
Cap driver	4	4	6	6	8	8	12	12





# OPTIONAL ADD-ONS


Broaden your possibilities with these affordable and easy-to-use add-ons!

These attachments make hooping and adding embroidery effects a breeze. Embellish your designs with sequins, boring or cording; or use specialty hoops for all embroidery needs.




## Sequin device

Attach the optional sequin device to your embroidery machine for a pop of sparkle to your embroidery and a quick and easy fill.



## Boring device

This device punctures holes into embroidered designs and encloses the raw edges with stitches to create a beautiful effect within minutes.



## Cording device

Easily create an embroidery effect with the cording device, which lays cord on fabric and attaches the cord with transparent zigzag stitches.




## 8-in-1 device

Designed for non-hoopable, difficult items such as shirt pockets, socks, backs of caps, shirt sleeves, collar tips and more.




## Robot frame

Embroider on difficult-to-embroider and unusually shaped items such as bags, pockets, shoes and purses with the robot frame.



## Belt hoop

With an 8-inch x 4-inch embroidery area, the belt hoop allows ample room for embroidery on belts and straps.



## Mighty hoop

With a wide variety of hoop sizes to choose from, these magnetic hoops make hooping all types of differently sized garments a breeze.



## Camera positioning device

Aids in correcting position and direction of designs in the case of improperly hooped items to ensure a precise embroidery outcome.




## Laser device

With this easy-to-install tracing tool, there's no more hitting hoops – just simply watch the laser pointer trace the design in seconds.

# SCALE YOUR PRODUCTION

Startups can ramp up their businesses with the CHT2 four-head and six-head...

CHT2 6-HEAD



The CHT2 series is available with both 12 and 15 needles.

CHT2 12-HEAD






# AVAILABLE IN UP TO 12 HEADS!

while established businesses can scale their production with the CHT2 eight-head and twelve-head.

## CHT2 8-HEAD





*THINK BEYOND*

---

**Ricoma Headquarters in USA**

**Ricoma International Corporation**

3450 NW 114th Ave., Miami, FL 33178, USA

TEL: (305) 418-4421 | FAX: (305) 418-5036

Toll Free: 1-888-292-6282

Website: [www.ricoma.us](http://www.ricoma.us) | Email: [info@ricoma.us](mailto:info@ricoma.us)

**Ricoma Factory in China**

**Ricoma (Shenzhen) Co., Ltd.**

Baochangli Industrial Park, Jinlong Road 3,  
Shenzhen, P.R. China (Post: 518118)

TEL: +86-755-2585-7576 | FAX: +86-755-2585-7773

Website: [www.ricoma.cn](http://www.ricoma.cn) | Email: [info@ricoma.cn](mailto:info@ricoma.cn)