

**Semi Professional Sewing Machine
Accessories**

JUKI

**ACCESSORIES
CATALOGUE**



**Semi Professional Sewing Machine
Accessories**


Feb. 2019 Edition

Standard Presser Foot

This basic presser foot is easy to use in various sewing applications, such as for straight lines or curves and on medium to heavy weight materials.

With this “hinged presser foot,” which has a spring at the back, allowing the front to go up, even thick seams can smoothly be crossed. The large groove along the bottom of this presser foot ensures that the stitching to be perfectly completed.

TL Series
A9836-D25-0AO




Zipper Attaching Foot

The position of this presser foot can be switched between the left and right side of the needle, allowing for perfect alignment on pieces such as zippers.

By loosening the screw at the back and sliding the presser foot to either the left or right, you can use either the right or left needle hole of this presser foot. This enables it to sew either the left or the right side of the zipper.

TL Series
A9838-090-0AO



Solid Cording Foot (Right)

This one-sided presser foot presses down on only one side of the fabric, is useful for sewing along edges of, for example, zippers and piping.

Since the needle drops on the right side, this presser foot is useful for perfect alignment on pieces such as zippers and piping. This “fixed presser foot,” where presser foot and holder are one, provides stability when sewing flat materials.

TL Series
A9844-D25-AAO



Solid Cording Foot (Left)

This one-sided presser foot, presses down on only one side of the fabric, is useful for sewing along edges of, for example, zippers and piping.

Since the needle drops on the left side, this presser foot is useful for perfect alignment on pieces such as zippers and piping. This “fixed presser foot,” where presser foot and holder are one, provides stability when sewing flat materials.

TL Series
A9844-D25-BAO



Hinged Cording Foot

This one-sided presser foot, presses down on only one side of the fabric, is useful for sewing along edges of, for example, zippers and piping. It also allows thick seams to easily be crossed.

Since the needle drops on the right side, this presser foot is useful for perfect alignment in a wide range of applications, such as concealed seams along edges of zippers and piping. This hinged presser foot can easily cross thick seams.

TL Series
A9844-D25-CA0



Hinged Zipper Foot

This narrow hinged presser foot is useful for sewing zippers and narrow pieces.

The narrow width of 3 mm from the needle to the edge of the presser foot is perfect for sewing narrow pieces. Align the edge of the presser foot with the zipper teeth as a guide for a seam allowance of 3 mm.

TL Series
A9842-D25-0A0



Invisible Zipper Foot (Metal)

This presser foot is used for inserting a concealed zipper.

Since this presser foot lifts the teeth of the zipper as they are fed through the groove along the bottom of the presser foot, you can closely sew along the edges of the zipper teeth.

This presser foot is made of highly durable metal.

TL Series
A9841-D25-AA0



Invisible Zipper Foot (Plastic)

This presser foot is used for inserting a concealed zipper.

Since this presser foot lifts the teeth of the zipper as they are fed through the groove along the bottom of the presser foot, you can closely sew along the edges of the zipper teeth.

This presser foot is made of common plastic.

TL Series
A9841-D25-BA0



Smooth Foot

This presser foot is used for materials that do not feed well and are difficult to sew, such as vinyl-coated fabric and leather.

This presser foot, made of a fluorocarbon resin, smoothly and evenly feeds even vinyl-coated material and leather, which stick to metal presser feet and are difficult to sew. Since resin wears with use, sew plain materials with the standard presser foot.

TL Series
A9840-D25-0AO




Hemming Foot

This presser foot is used for sewing the edge of fabric while folding it twice to a narrow width (about 3 mm). It is used for finishing ruffles and handkerchief edges.

The spiral guide of this presser foot rolls the edge of the fabric to create a narrow rolled hem. This presser foot can be used on light-weight to medium-weight fabric. Since the fabric can be uniformly folded twice without ironing, this presser foot is useful for finishing ruffles and handkerchief edges.

TL Series
A9837-090-0AO



Piping Foot

This presser foot is used for creating piping and sewing it on. The groove that the cord passes through has a diameter of about 3 mm.

This presser foot is used to sew the edge of the fabrics along with the right side of the piping. Use the groove to keep the piping in place while stitching.

TL Series
A9845-D25-0AO



Compensating Foot (Right 1.5mm)

This presser foot is used for stabilizing stitching 0.06" (1.5 mm) to the left of a thick seam. It is useful for coverstitching.

By guiding the fabric along the right toe (guide) of the presser foot, stitching can be sewn 1.5 mm from the thick seam. Since a spring moves the guide up or down, this presser foot can be used with a wide variety of fabrics, from lightweight to heavyweight.

TL Series
A9843-D25-AAO



Compensating Foot (Left 1.5mm)

This presser foot is used for stabilizing stitching 0.06" (1.5 mm) to the right of a thick seam. It is useful for coverstitching.

By guiding the fabric along the left toe (guide) of the presser foot, stitching can be sewn 1.5 mm from the thick seam. Since a spring moves the guide up or down, this presser foot can be used with a wide variety of fabrics, from lightweight to heavyweight.

TL Series
A9843-D25-BA0



Compensating Foot (Right 1/4")

This presser foot is used for stabilizing stitching 1/4" (6.5 mm) to the left of a thick seam.

By guiding the fabric along the right toe (guide) of the presser foot, stitching can be sewn 1/4" from the thick seam. Since a spring moves the guide up or down, this presser foot can be used with a wide variety of fabrics, from lightweight to heavyweight.

TL Series
A5140-E98-ZA0



Compensating Foot (Right 7mm)

This presser foot is used for stabilizing stitching 0.03" (7 mm) to the left of a thick seam.

By guiding the fabric along the right toe (guide) of the presser foot, stitching can be sewn 0.03" (7 mm) from the thick seam. Since a spring moves the guide up or down, this presser foot can be used with a wide variety of fabrics, from lightweight to heavyweight.

TL Series
A9850-D25-OA0



Regular Hinged Foot (1/4")

This presser foot is used for piecing together patchwork with a seam allowance of 1/4" (6.5 mm).

Align the edge of the fabric with the edge of the presser foot to stitch with a seam allowance of 1/4".

TL Series
40171426



Regular Hinged Foot (7.5/7.0mm)

This presser foot is used for piecing together patchwork with a seam allowance of 7.5/7.0 mm.

Align the edge of the fabric with the edge of the presser foot to stitch with a seam allowance of 7.5 mm on the left side and 7.0mm on the right side.

TL Series
A9849-D25-BA0



1/4" Presser Foot

This presser foot is used for piecing together patchwork with a seam allowance of 1/4" (6.5 mm).

Align the edge of the fabric with the presser foot guide to easily sew with a seam allowance of 1/4". The guide being short at the front and back makes this presser foot perfect for sewing not only straight lines but also curves.

TL Series
40171428



7mm Presser Foot

This presser foot is used for piecing together patchwork with a seam allowance of 7 mm.

Align the edge of the fabric with the presser foot guide to easily sew with a seam allowance of 7 mm. The guide being short at the front and back makes this presser foot perfect for sewing not only straight lines but also curves.

TL Series
40171432




Even Feed Foot

This presser foot is used for stretch fabrics (such as knits), hard-to-feed materials (such as vinyl-coated fabric) and unevenly fed material (such as quilting or fabric with a nap).

This presser foot is equipped with an upper feed dog that works together with the feed dog of the sewing machine to feed the material in order to prevent bunched stitching and uneven feeding. When used together with the quilt guide, this presser foot is also useful for quilting so that seams are equally spaced.

TL Series
A9811-D25-0A0



1/5" Quilting Foot

This presser foot is used for free-motion quilting.

With the feed dog lowered, you can freely move the fabric to draw using stitching. The distance from the needle entry point to the outer edge of the presser foot is 1/5" (5 mm). Since the presser foot moves up and down together with the movement of the needle, thick seams can easily be crossed.

TL Series
A9811-E98-AA0A



1/4" Quilting Foot

This presser foot is used for free-motion quilting. It is also useful as a guide for echo quilting.

With a distance of 1/4" (6.5 mm) from the needle entry point to the outer edge, this presser foot is perfect for echo quilting, stitching sewn equally spaced using the edge of the presser foot as a guide. Since the presser foot moves up and down together with the movement of the needle, thick seams can easily be crossed.

TL Series
A9811-E98-BA0A



Quilting Foot Front Open Toe

This presser foot for free-motion sewing is open at the front so that the needle area is easy to see.

Since the presser foot moves up and down together with the movement of the needle, thick seams can easily be crossed.

TL Series
40171422



Quilting Foot Side Open Toe

This presser foot for free-motion sewing is open at the front so that the needle area is easy to see. It is used for free-motion sewing when the sewing machine is positioned longitudinally.

This presser foot is useful for free-motion sewing when the sewing machine is positioned longitudinally with the machine head in front of you. It is also perfect for use with the free-motion table. Since the presser foot moves up and down together with the movement of the needle, thick seams can easily be crossed.

TL Series
40166734



1/4" Quilting Foot (for Ruler)

This presser foot is used for free-motion quilting using a ruler.

With a distance of 1/4" (6.5 mm) from the needle entry point to the outer edge of the presser foot, sew using a ruler as a guide. The front of the presser foot is lowered, making it easier to see the needle area. Use the screw to adjust the height of the presser foot according to the thickness of the fabric.

TL Series
40166729



Echo Quilting Foot

This presser foot for free-motion sewing has guidelines useful for echo quilting.

The circular guidelines at 1/4" (6.5 mm) and 5/8" (10 mm) from the needle entry point are useful for echo quilting, stitching sewn equally spaced. Use the screw to adjust the height of the presser foot according to the thickness of the fabric.

TL Series
40166739



Foot for Thin Fabric

This presser foot was designed specifically for easily sewing lightweight materials.

Since the needle drops into a round opening, this presser foot reduces puckering when sewing lightweight materials and prevents skipped stitches as well as faulty stitching.

TL Series
A9813-096-0A0A




Throat Plate for Thin Fabric

The small needle hole makes this throat plate perfect for sewing lightweight materials.

This throat plate prevents stitching shrinkage and keeps lightweight materials out of the needle hole. Recommended Needle size #9 to #11.

TL Series
A9839-090-AA0




Throat Plate for Thick Fabric

The large needle hole makes this throat plate ideal for sewing heavyweight materials.

This throat plate is perfect for heavy-weight fabrics and thick needles. The chance of the needle hitting the needle plate is reduced, allowing you to sew more safely with even more combinations of heavyweight fabrics and thick needles. Recommended Needle size #16 to #18 .

TL Series
A9839-090-BA0



Quilt Guide for Even Feed Foot

This guide is used for sewing parallel rows of stitching that are equally spaced.

This guide, installed on either side of the needle, can be used for stitching on either the left or the right side. With marks on the guide bar at a 1/5" (5 mm) spacing, this guide can be moved as far as 2.32" (60 mm) to the left or right side of the needle.

TL Series
40171424



T Gauge

This gauge is used as a guide for the edge of the fabric when sewing with a fixed seam allowance.

The guide being long at the front and back makes this gauge perfect for sewing long straight lines. The gauge can be moved as far as 3/4" (20 mm) from the needle and secured by loosening and tightening the screws with a screwdriver.

TL Series
A9846-D25-OA0




Swing Gauge

This gauge is used as a guide for the edge of the fabric when sewing with a fixed seam allowance. This gauge can be swung toward you so that it is out of the way when not in use.

The guide being short at the front and back makes this gauge perfect for sewing gentle curves. The gauge can be moved as far as 1.2" (30 mm) from the needle and secured by loosening and tightening the screws with a screwdriver.

TL Series
A9847-D25-OA0



Magnetic Gauge

This gauge is used as a guide for the edge of the fabric when sewing with a fixed seam allowance. A magnet allows you to easily reposition the gauge.

A strong magnet holds this gauge in place on the needle plate. This gauge can also be used on household sewing machines with a metal needle plate.



TL Series
A9848-D25-0AO

Ruler Set

This quilting ruler is used as a template for stitching designs using the quilting ruler foot.

Various patterns can be formed by combining basic lines and shapes. Be sure to use this kit together with the presser foot for a ruler. The kit contents and shapes may differ.



TL Series
Please contact your local JUKI dealer

Free Motion Table

This table is used for free-motion sewing when the sewing machine is positioned longitudinally.

This auxiliary table for free-motion sewing is transparent, making it easy to see under the work surface. It is also perfect for use with the quilting foot side open toe.



TL Series
Please contact your local JUKI dealer

Foot Controller

This controller can be used to start/stop sewing and adjust the sewing speed with your foot.

Controlling the sewing machine with your foot leaves both of your hands free while sewing.



TL Series
40144122 (TL-2200QVP Mini/2010Q/2000Qi Only)

Foot Switch Stopper

This stopper can be used for disabling the foot switch of the foot controller.

Installing this stopper on the foot controller disables the function that is activated by stepping on the controller with your heel.



TL Series

40165358 (TL-2200QVP Mini/2010Q/2000Qi Only)

Knee-lifting Lever

Increase efficiency by using your knees to lift and lower the presser foot without using Your hands.

Using your knee to push the lever to the right raises the presser foot, and when you return it will lower the presser foot.



TL Series

40180154

Bobbin

This bobbin is designed specifically for the vertical full rotary hook in JUKI semi-professional sewing machines.

A notch allows this bobbin to be placed on the bobbin winding shaft.



TL Series

A9851-D25-0A0

Bobbin Case

This bobbin case is designed specifically for the vertical full rotary hook in JUKI semi-professional sewing machines.

The latch, which can be opened or closed, allows this vertical bobbin case to easily be inserted into or removed from the machine. This bobbin case also allows you to adjust the bobbin thread tension.



TL Series

A9852-D25-0A0

Semi Professional Sewing Machine Accessories List

	TL Series
Standard Presser Foot	A9836-D25-0A0
Zipper Attaching Foot	A9838-090-0A0
Solid Cording Foot (Right)	A9844-D25-AA0
Solid Cording Foot (Left)	A9844-D25-BA0
Hinged Cording Foot	A9844-D25-CA0
Hinged Zipper Foot	A9842-D25-0A0
Invisible Zipper Foot (Metal)	A9841-D25-AA0
Invisible Zipper Foot (Plastic)	A9841-D25-BA0
Smooth Foot	A9840-D25-0A0
Hemming Foot	A9837-090-0A0
Piping Foot	A9845-D25-0A0
Compensating Foot (Right 1.5mm)	A9843-D25-AA0
Compensating Foot (Left 1.5mm)	A9843-D25-BA0
Compensating Foot (Right 1/4")	A5140-E98-ZA0
Compensating Foot (Right 7mm)	A9850-D25-0A0
Regular Hinged Foot (1/4")	40171426
Regular Hinged Foot (7mm)	A9849-D25-BA0
1/4" Presser Foot	40171428
7mm Presser Foot	40171432
Even Feed Foot	A9811-D25-0A0
1/5" Quilting Foot	A9811-E98-AA0A
1/4" Quilting Foot	A9811-E98-BA0A
Quilting Foot Front Open Toe	40171422
Quilting Foot Side Open Toe	40166734
1/4" Quilting Foot (for Ruler)	40166729
Echo Quilting Foot	40166739

	TL Series
Foot for Thin Fabric	A9813-096-0A0A
Throat Plate for Thin Fabric	A9839-090-AA0
Throat Plate for Thick Fabric	A9839-090-BA0
Quilt Guide for Even Feed Foot	40171424
T Gauge	A9846-D25-0A0
Swing Gauge	A9847-D25-0A0
Magnetic Gauge	A9848-D25-0A0
Ruler Set	Please contact your local JUKI dealer
Free Motion Table	Please contact your local JUKI dealer
Foot Controller	40144122 (TL-2200QVP Mini/2010Q/2000Qi Only)
Foot Switch Stopper	40165358 (TL-2200QVP Mini/2010Q/2000Qi Only)
Knee-lifting Lever	40180154
Bobbin	A9851-D25-0A0
Bobbin Case	A9852-D25-0A0