

**ACCESSORIES
CATALOGUE**



Home Sewing Machine Accessories

June. 2019 Edition

How to check your machine model

◆ Label on the machine

Check the electrical rating label on the back of the machine.



In the case of a label with product code

The product code is the model name.

*Model HC500-00 is not.




In the case of a label without product code

Model is the model name.



◆ Instruction manual

Check the cover of the instruction manual.



Machine model series

| | | | | |
|--------------------------|----------------------------------|-------------------------------------|--|----------------------------------|
| HZL-NX7 | HZL-DX Series | Exceed(F) Series | HZL-G Series | HZL-H Series |
| HZL-NX7 | DX-2000QVP HZL-DX7 HZL-DX5 | HZL-F600 HZL-F400 HZL-F300 | HZL-G220 HZL-G120 HZL-G210 HZL-G110 | HZL-80HP HZL-70HW HZL-60HR |
| HZL-L Series | HZL-K Series | HZL-350Z Series | HZL-27Z/29Z | HZL-12Z |
| HZL-LB5100 HZL-LB5020 | HZL-K85 HZL-K65 | HZL-357ZP HZL-355ZW HZL-353ZR | HZL-27Z HZL-29Z | HZL-12Z |

Standard Presser Foot

This Standard presser foot is used for sewing straight stitches and zigzag stitches. It can be used to sew lightweight to heavyweight materials.

The wide needle entry opening allows this presser foot to be used for a variety of fabrics and applications, from straight stitches to zigzag stitches. Press the black button to keep the presser foot horizontal in order to smoothly begin sewing at a thick seam.




| | | | | |
|--------------|---------------|------------------|--------------|--------------|
| HZL-NX7 | HZL-DX Series | Exceed(F) Series | HZL-G Series | HZL-H Series |
| 40197188 | 40057923 | | | 40165250 |
| HZL-L Series | HZL-K Series | HZL-350Z Series | HZL-27Z/29Z | HZL-12Z |
| 40169908 | 40051131 | 40151600 | 40051131 | 40130228 |

Overcasting Presser Foot (Overedge Foot)

This presser foot is used to sew overcasting in order to prevent the cut edges of fabric from fraying.

Sew with the edges of the fabric aligned with the guide. The prong in the opening of the presser foot presses down the edge of the fabric to prevent puckering. In addition, the amount of thread going into the stitching is adjusted by the thread crossing the prong, creating a clean finish with little shrinkage. This presser foot cannot be used to sew zigzag stitches or overcasting by 3-point zigzag.



| | | | | |
|--------------|---------------|------------------|--------------|--------------|
| HZL-NX7 | HZL-DX Series | Exceed(F) Series | HZL-G Series | HZL-H Series |
| | 40080960 | | 40110163 | 40145869 |
| HZL-L Series | HZL-K Series | HZL-350Z Series | HZL-27Z/29Z | HZL-12Z |
| 40169900 | 40117901 | 40145869 | 40050948 | - |

Buttonhole Presser Foot

This presser foot is used to automatically sew buttonholes.

You can sew buttonholes of the appropriate size by simply placing the button in the button holder of the presser foot. (Not available with some sewing machines.)



| | | | | |
|--------------|---------------|------------------|--------------|--------------|
| HZL-NX7 | HZL-DX Series | Exceed(F) Series | HZL-G Series | HZL-H Series |
| | 40080966 | | 40110162 | 40165251 |
| HZL-L Series | HZL-K Series | HZL-350Z Series | HZL-27Z/29Z | HZL-12Z |
| 40169879 | 40117900 | 40151623 | 40088436 | |

Decorate Stitch Presser Foot (Manual BH Presser Foot/Satin Stitch Foot)

This presser foot is used for sewing satin stitches, decorative stitches and letters.

The groove along the bottom of this presser foot ensures that the presser foot does not catch on the stitching, ensuring the fabric will be smoothly fed. Use to accurately sew a buttonhole near a thick seam that is hard to reach. Also Used to Manually Create Oversize Buttonholes.




| HZL-NX7 | HZL-DX Series | Exceed(F) Series | HZL-G Series | HZL-H Series |
|--------------|---------------|------------------|--------------|--------------|
| 40112905 | | A9828-008-0A0 | 40112905 | 40145868 |
| HZL-L Series | HZL-K Series | HZL-350Z Series | HZL-27Z/29Z | HZL-12Z |
| 40169901 | 40130234 | 40145868 | - | - |

Zig Zag Presser Foot

This presser foot is used for sewing satin stitches, decorative stitches and letters.

The groove along the bottom of this presser foot ensures that the presser foot does not catch on the stitching, so the fabric will be smoothly fed.



| HZL-NX7 | HZL-DX Series | Exceed(F) Series | HZL-G Series | HZL-H Series |
|--------------|---------------|------------------|--------------|--------------|
| - | | | | |
| HZL-L Series | HZL-K Series | HZL-350Z Series | HZL-27Z/29Z | HZL-12Z |
| - | 40117722 | | - | - |

Button Attaching Presser Foot

This presser foot is used for holding a button in place and attaching it using the zigzag stitch.

Be sure to first lower the feed dog so the fabric is not fed and adjust the zigzag width so the needle enters the holes in the button. To create a shank for the button, insert an awl or another similar object into the groove in the presser foot before sewing on the button so that the stitching will create a loop suitable for the thickness of the fabric.



| HZL-NX7 | HZL-DX Series | Exceed(F) Series | HZL-G Series | HZL-H Series |
|--------------|---------------|------------------|--------------|--------------|
| 40080969 | | | | 40151630 |
| HZL-L Series | HZL-K Series | HZL-350Z Series | HZL-27Z/29Z | HZL-12Z |
| - | 40116156 | 40151630 | 40116156 | - |

Feed Dog Cover

This cover is used for button attaching or free-motion sewing.

It covers the feed dog so that the material is not fed. Even a sewing machine without a drop feed function, you can attach the buttons or sew free-motion.




| HZL-NX7 | HZL-DX Series | Exceed(F) Series | HZL-G Series | HZL-H Series |
|--------------|---------------|------------------|--------------|--------------|
| - | | | | |
| HZL-L Series | HZL-K Series | HZL-350Z Series | HZL-27Z/29Z | HZL-12Z |
| - | | 40107933 | | - |

Zipper Presser Foot

This presser foot is used for closely sewing along the edges of a zipper.

Since this presser foot has a pin on the left side and on the right side for attaching it to the presser foot holder, you can attach this presser foot on either side of the needle, depending on which side of the zipper is being sewn. This presser foot can cleanly sew along the edges of the zipper without hitting the teeth.



| HZL-NX7 | HZL-DX Series | Exceed(F) Series | HZL-G Series | HZL-H Series |
|---------------|---------------|------------------|--------------|--------------|
| A9823-010-0A0 | | | | 40151622 |
| HZL-L Series | HZL-K Series | HZL-350Z Series | HZL-27Z/29Z | HZL-12Z |
| 40169903 | 40117903 | 40151622 | 40050946 | 40152343 |

Adjustable Zipper Foot

This presser foot is used for closely sewing along the edges of a zipper or piping cord.

The position of the adjustable zipper presser foot can be changed over to the right and left of the needle to allow the sewing machine to sew the material while avoiding its thicker part such as a zipper.




| HZL-NX7 | HZL-DX Series | Exceed(F) Series | HZL-G Series | HZL-H Series |
|--------------|---------------|------------------|--------------|--------------|
| - | 40206252 | | | |
| HZL-L Series | HZL-K Series | HZL-350Z Series | HZL-27Z/29Z | HZL-12Z |
| - | 40206252 | | | |

Narrow Zipper Foot

This presser foot is used for sewing the very edge of the zipper, and sewing piping and D-ring that has a more height than the fabrics.

Since the width of the narrow zipper foot is small, the operator can easily observe the material during sewing. It has two (right and left) recesses on its undersurface, you can sew higher portions of the material while avoiding those portions. Both the right and left sides of the zipper can be sewn only by changing the position of the needle base line. The mounting portion of this presser foot is placed at its center, so the stable feed of the material is ensured.



| HZL-NX7 | HZL-DX Series | Exceed(F) Series | HZL-G Series | HZL-H Series |
|--------------|---------------|------------------|--------------|--------------|
| 40219624 | | | | - |
| HZL-L Series | HZL-K Series | HZL-350Z Series | HZL-27Z/29Z | HZL-12Z |
| - | | | | |

Invisible Zipper Foot

This presser foot is used for inserting a concealed zipper.

Since this presser foot lifts the teeth of the zipper as they are fed through the groove along the bottom of the presser foot, you can closely sew along the edges of the zipper teeth.



| HZL-NX7 | HZL-DX Series | Exceed(F) Series | HZL-G Series | HZL-H Series |
|--------------|---------------|------------------|--------------|--------------|
| 40080955 | | | | - |
| HZL-L Series | HZL-K Series | HZL-350Z Series | HZL-27Z/29Z | HZL-12Z |
| - | 40117861 | - | | |

Blind Stitch Presser Foot (Blind Hem Foot)

This presser foot is used for sewing blind hem stitches, which are sewn along the hems of pants and skirts to be invisible from the right side of the fabric.

By sewing with the fabric fold aligned on the guide of this presser foot, only a few threads of the fabric will be uniformly caught in the stitch. Adjust the needle entry point or guide position according to the fabric before sewing.

You can also use this presser foot as a guide when changing the needle position for hemstitching in a straight line.



| HZL-NX7 | HZL-DX Series | Exceed(F) Series | HZL-G Series | HZL-H Series |
|--------------|---------------|------------------|--------------|--------------|
| 40112904 | | 40080961 | 40112904 | 40145872 |
| HZL-L Series | HZL-K Series | HZL-350Z Series | HZL-27Z/29Z | HZL-12Z |
| 40169902 | 40117902 | 40145872 | 40050947 | - |

Smooth Presser Foot

This presser foot is used for materials that do not feed well and are difficult to sew, such as vinyl-coated fabric and leather.

This presser foot, made of a fluorocarbon resin, smoothly feeds even vinyl-coated material and leather fabrics which may stick to a standard presser foot and are difficult to sew.



| HZL-NX7 | HZL-DX Series | Exceed(F) Series | HZL-G Series | HZL-H Series |
|--------------|---------------|------------------|--------------|--------------|
| 40079312 | | | | - |
| HZL-L Series | HZL-K Series | HZL-350Z Series | HZL-27Z/29Z | HZL-12Z |
| - | 40079312 | | - | |

Roller Foot

This presser foot is used for materials that do not feed well, such as vinyl-coated fabric, leather and terry cloth.

The rollers at the front and back of this presser foot prevent it from sticking to or bunching fabrics for perfect seams.



| HZL-NX7 | HZL-DX Series | Exceed(F) Series | HZL-G Series | HZL-H Series |
|--------------|---------------|------------------|--------------|--------------|
| 40117711 | | | | |
| HZL-L Series | HZL-K Series | HZL-350Z Series | HZL-27Z/29Z | HZL-12Z |
| - | 40117711 | | | |

Rolled Hemming Presser Foot

This presser foot is used for sewing the edge of fabric while folding it twice to a narrow width about 1/8" (3 mm).

The spiral guide of this presser foot rolls the edge of the fabric to create a narrow rolled hem.

This presser foot can be used on light-weight to medium-weight fabric. Since the fabric can be uniformly folded twice without ironing, this presser foot is useful for finishing ruffles and handkerchief edges.



| HZL-NX7 | HZL-DX Series | Exceed(F) Series | HZL-G Series | HZL-H Series |
|--------------|---------------|------------------|--------------|--------------|
| 40080958 | | | | 40145870 |
| HZL-L Series | HZL-K Series | HZL-350Z Series | HZL-27Z/29Z | HZL-12Z |
| - | 40117710 | 40145870 | 40117710 | 40141258 |

Hemming Presser Foot for Zigzag

This presser foot is used for sewing the edge of fabric with a zigzag stitch while folding the fabric twice to a narrow width.

The spiral guide of this presser foot rolls the edge of the fabric while the narrow rolled hem is sewn with a zigzag stitch. This presser foot can sew thin and solid edging.




| HZL-NX7 | HZL-DX Series | Exceed(F) Series | HZL-G Series | HZL-H Series |
|--------------|---------------|------------------|--------------|--------------|
| 40080957 | | | | - |
| HZL-L Series | HZL-K Series | HZL-350Z Series | HZL-27Z/29Z | HZL-12Z |
| - | | | | |

Straight Stitch Presser Foot

This presser foot is used for sewing the straight stitch with the center needle position.

The guidelines on the right side at the front of the presser foot allow you to check the positions at about 0.1", 0.2", 0.3" (3, 5 or 7 mm) from the needle. Since the needle drops into a small round opening, the seam is stabilized to create a perfect straight stitch.



| HZL-NX7 | HZL-DX Series | Exceed(F) Series | HZL-G Series | HZL-H Series |
|--------------|---------------|------------------|--------------|--------------|
| 40201410 | - | | | 40145874 |
| HZL-L Series | HZL-K Series | HZL-350Z Series | HZL-27Z/29Z | HZL-12Z |
| - | 40116154 | 40145874 | - | |

Binder Presser Foot

This presser foot is used for folding bias tape in four while edging fabric at a width of about 0.2" (5 mm).

After tape with a width of about 0.75" to 1.0" (22 to 25 mm) is passed through the guide, this presser foot creates double-fold tape with a width of about 0.2" (5 mm) and sews it to bind the fabric.

Single-fold tape with a width of about 0.4" to 0.5" (10 to 13 mm) can also be used.

You can move the guide to the left or right to adjust the needle entry point.



| HZL-NX7 | HZL-DX Series | Exceed(F) Series | HZL-G Series | HZL-H Series |
|--------------|---------------|------------------|--------------|--------------|
| 40080954 | | | | - |
| HZL-L Series | HZL-K Series | HZL-350Z Series | HZL-27Z/29Z | HZL-12Z |
| - | | | | |

Pintuck Foot Narrow

This presser foot is used for sewing narrow pintucks on blouses and handkerchiefs using two needles.

When sewing pintucks in parallel, the 9 slits on the bottom of the presser foot can be used as a guide.

Pintucks are suited to light-weight soft materials.

Pintucks of stable shape can be produced while putting a cord in each pintuck.



| | | | | |
|--------------|---------------|------------------|--------------|--------------|
| HZL-NX7 | HZL-DX Series | Exceed(F) Series | HZL-G Series | HZL-H Series |
| | 40206244 | | - | 40206244 |
| HZL-L Series | HZL-K Series | HZL-350Z Series | HZL-27Z/29Z | HZL-12Z |
| - | | 40206244 | - | |


Pintuck Foot Wide

This presser foot is used for sewing wide pintucks on blouses and handkerchiefs using two needles.

When sewing pintucks in parallel, the 7 slits on the bottom of the presser foot can be used as a guide.

Pintucks are suited to light-weight soft materials.

Pintucks of stable shape can be produced while putting a cord in each pintuck.



| | | | | |
|--------------|---------------|------------------|--------------|--------------|
| HZL-NX7 | HZL-DX Series | Exceed(F) Series | HZL-G Series | HZL-H Series |
| | 40206248 | | - | 40206248 |
| HZL-L Series | HZL-K Series | HZL-350Z Series | HZL-27Z/29Z | HZL-12Z |
| - | | 40206248 | - | |

Walking Foot

This presser foot is used for stretch fabrics (such as knits), hard-to-feed materials (such as vinyl-coated fabric) and unevenly fed material (such as quilting or fabric with a nap).

This presser foot is equipped with an upper feed dog that works together with the feed dog of the sewing machine to feed the material in order to prevent bunched stitching and uneven feeding.

By inserting the quilt guide bar, this presser foot can be used to quilt equally spaced seams.



| | | | | |
|--------------|---------------|------------------|--------------|--------------|
| HZL-NX7 | HZL-DX Series | Exceed(F) Series | HZL-G Series | HZL-H Series |
| - | 40080963 | | | 40145876 |
| HZL-L Series | HZL-K Series | HZL-350Z Series | HZL-27Z/29Z | HZL-12Z |
| 40169917 | 40117721* | 40145876 | - | |

* Cannot use with quilt guide

Patchwork Presser Foot

This presser foot is used for piecing together patchwork with a seam allowance of 1/4" (6.4 mm) or 1/8" (3.2 mm).

Always ensure needle is set to center straight stitch. Align the edge of the fabric with the outer presser foot guide for a seam allowance of 1/4" or with the inner presser foot guide for a seam allowance of 1/8".

There are also marks at a 1/4" spacing at the front and back of the presser foot, allowing you to see the width of the seam allowance before and after needle entry.



| | | | | |
|--------------|---------------|------------------|--------------|--------------|
| HZL-NX7 | HZL-DX Series | Exceed(F) Series | HZL-G Series | HZL-H Series |
| 40197827 | 40080959 | | | - |
| HZL-L Series | HZL-K Series | HZL-350Z Series | HZL-27Z/29Z | HZL-12Z |
| - | 40117712 | - | 40117712 | - |

1/4" Guide Foot

This presser foot is used for piecing together patchwork with a seam allowance of 1/4" (6.4 mm).

Always ensure needle is set to center straight stitch. Align the edge of the fabric with the presser foot guide to easily sew with a seam allowance of 1/4" (6.4 mm).

Since the needle drops into a small round opening, the seam is stabilized to create a perfect straight stitch.



| | | | | |
|--------------|---------------|------------------|--------------|--------------|
| HZL-NX7 | HZL-DX Series | Exceed(F) Series | HZL-G Series | HZL-H Series |
| 40197829 | 40164071 | | | - |
| HZL-L Series | HZL-K Series | HZL-350Z Series | HZL-27Z/29Z | HZL-12Z |
| - | | | | |

7mm Guide Foot

This presser foot is used for piecing together patchwork with a seam allowance of 7 mm.

Always ensure needle is set to center straight stitch. Align the edge of the fabric with the presser foot guide to easily sew with a seam allowance of 7 mm.

Since the needle drops into a small round opening, the seam is stabilized to create a perfect straight stitch.



| | | | | |
|--------------|---------------|------------------|--------------|--------------|
| HZL-NX7 | HZL-DX Series | Exceed(F) Series | HZL-G Series | HZL-H Series |
| 40197832 | - | | | - |
| HZL-L Series | HZL-K Series | HZL-350Z Series | HZL-27Z/29Z | HZL-12Z |
| - | | | | |

Presser Foot with Guide

The marks at a 0.07" (2 mm) spacing on this presser foot can be used as guides for stitching.

On the right side of the presser foot, there are guidelines at a 2 mm spacing from 0 to 2 cm from the center of the needle entry opening (center needle position).

This presser foot is useful when sewing parallel straight or decorative stitching.



| HZL-NX7 | HZL-DX Series | Exceed(F) Series | HZL-G Series | HZL-H Series |
|--------------|---------------|------------------|--------------|--------------|
| 40080952 | | | | - |
| HZL-L Series | HZL-K Series | HZL-350Z Series | HZL-27Z/29Z | HZL-12Z |
| - | | | | |

Edge Sewing Presser Foot

This presser foot is used for stitching seam lines, such as with **Stitch-in-the-ditch** sewing for patchwork quilts and concealed seams on clothes.

The long guide at the center of the presser foot fits perfectly in the seam line to stabilize stitching.

You can also use this presser foot as a guide when changing the needle position for hemstitching in a straight line.




| HZL-NX7 | HZL-DX Series | Exceed(F) Series | HZL-G Series | HZL-H Series |
|--------------|---------------|------------------|--------------|--------------|
| 40080965 | | | | - |
| HZL-L Series | HZL-K Series | HZL-350Z Series | HZL-27Z/29Z | HZL-12Z |
| - | | | | |

Compact Guide Edge Sewing Foot

This presser foot is used for patchwork quilting, edge stitching during dressmaking (in the case of sewing waistbands and neckbands), outline quilting and single lap stitching.

This presser foot has a shorter guide at its center. With this shorter guide, smoother feed of the material is promised. Furthermore, it is expected to reduce uneven material feed. The marks on the left side of the presser foot will be the guide for the outline quilting. By changing the needle base line, you can sew the single lap stitching with ease.



| HZL-NX7 | HZL-DX Series | Exceed(F) Series | HZL-G Series | HZL-H Series |
|--------------|---------------|------------------|--------------|--------------|
| 40219628 | | | | - |
| HZL-L Series | HZL-K Series | HZL-350Z Series | HZL-27Z/29Z | HZL-12Z |
| - | | | | |

Quilt Presser Foot

This presser foot is used for free-motion quilting.

With the feed dogs lowered, you can freely move the fabric to draw using stitching.

Use the screw to adjust the height of the presser foot according to the thickness of the fabric, so the fabric moves smoothly.




| HZL-NX7 | HZL-DX Series | Exceed(F) Series | HZL-G Series | HZL-H Series |
|--------------|---------------|------------------|--------------|--------------|
| - | 40177011 | | | - |
| HZL-L Series | HZL-K Series | HZL-350Z Series | HZL-27Z/29Z | HZL-12Z |
| - | | | | |

Quilt Presser Foot (for Ruler)

This presser foot is used for free-motion quilting using a ruler.

With a distance of 1/4" (6.5 mm) from the needle entry point to the outer edge of the presser foot, sew using a ruler as a guide. The front of the presser foot is lowered, making it easier to see the needle area.

Adjust the height of the presser foot according to the thickness of the fabric.



| HZL-NX7 | HZL-DX Series | Exceed(F) Series | HZL-G Series | HZL-H Series |
|--------------|---------------|------------------|--------------|--------------|
| 40197266 | 40201927 | | | - |
| HZL-L Series | HZL-K Series | HZL-350Z Series | HZL-27Z/29Z | HZL-12Z |
| - | | | | |

Quilt Presser Foot (Open Type)

This presser foot for free-motion sewing is open at the front so that the needle area is easy to see.

Use the screw to adjust the height of the presser foot according to the thickness of the fabric, so the fabric moves smoothly.



| HZL-NX7 | HZL-DX Series | Exceed(F) Series | HZL-G Series | HZL-H Series |
|--------------|---------------|------------------|--------------|--------------|
| - | 40177014 | | | - |
| HZL-L Series | HZL-K Series | HZL-350Z Series | HZL-27Z/29Z | HZL-12Z |
| - | | | | |

Quilt Presser Foot (Zigzag Type)

This presser foot is used for free-motion sewing with zigzag stitches.

The wide needle entry opening allows this presser foot to be used for free-motion sewing with zigzag stitches. Since the presser foot moves up and down together with the movement of the needle, thick seams can easily be crossed.



| | | | | |
|--------------|---------------|------------------|--------------|--------------|
| HZL-NX7 | HZL-DX Series | Exceed(F) Series | HZL-G Series | HZL-H Series |
| 40080953* | 40080953 | | | 40145873 |
| HZL-L Series | HZL-K Series | HZL-350Z Series | HZL-27Z/29Z | HZL-12Z |
| 40169916 | 40052013 | 40145873 | - | |

* Always use with adapter shank Part No. 40207583

Open Toe Presser Foot

This presser foot is used for stitching appliqués or designs.

The wide opening at the front of this presser foot makes appliqués and designs easy to see, which is useful for curvy decorative stitching. The groove along the bottom of this presser foot ensures that the presser foot does not catch on the stitching, so the fabric will be smoothly fed.



| | | | | |
|--------------|---------------|------------------|--------------|--------------|
| HZL-NX7 | HZL-DX Series | Exceed(F) Series | HZL-G Series | HZL-H Series |
| 40080962 | | | | - |
| HZL-L Series | HZL-K Series | HZL-350Z Series | HZL-27Z/29Z | HZL-12Z |
| - | | | | |

Applique Presser Foot

This presser foot is used for stitching appliqués or designs.

Since the front and back of this presser foot are short and transparent, appliqués and designs are easy to see, and you can easily sew sharp curves. The pin at the back keeps the presser foot horizontal, stabilizing it even when sewing appliqués.




| | | | | |
|--------------|---------------|------------------|--------------|--------------|
| HZL-NX7 | HZL-DX Series | Exceed(F) Series | HZL-G Series | HZL-H Series |
| 40080951 | | | | - |
| HZL-L Series | HZL-K Series | HZL-350Z Series | HZL-27Z/29Z | HZL-12Z |
| - | | | | |

Pearl Attaching Presser Foot

This presser foot is used for sewing on strands of pearls or beads.

Pass the strand of pearls or beads up to a diameter of 4 mm through the dome-shaped groove in the center of the presser foot, and then sew with a zigzag stitch.

This presser foot can also be used for sewing on thick cording, braiding or piping cord, even on curves.



| HZL-NX7 | HZL-DX Series | Exceed(F) Series | HZL-G Series | HZL-H Series |
|--------------|---------------|------------------|--------------|--------------|
| 40080956 | | | | - |
| HZL-L Series | HZL-K Series | HZL-350Z Series | HZL-27Z/29Z | HZL-12Z |
| - | | | | |

Fringe Foot

This presser foot is used for forming loops or fringes to decorate workpieces.

This foot has a claw at its center. It is used for forming loops by laying the thread over the claw. This presser foot can be used for sewing decorative stitches on workpieces by making three-dimensional thread loops and fringes on the edge of the fabric with your favorite threads.




| HZL-NX7 | HZL-DX Series | Exceed(F) Series | HZL-G Series | HZL-H Series |
|--------------|---------------|------------------|--------------|--------------|
| 40219620 | | | | - |
| HZL-L Series | HZL-K Series | HZL-350Z Series | HZL-27Z/29Z | HZL-12Z |
| - | | | | |

Cording and Embroidery Presser Foot

This presser foot is used for free-motion sewing of cording.

This presser foot has a hole for supplying cording to be sewn over. With the feed dog lowered, you can freely move the fabric to create simple embroidery with cording.




| HZL-NX7 | HZL-DX Series | Exceed(F) Series | HZL-G Series | HZL-H Series |
|--------------|---------------|------------------|--------------|--------------|
| - | 40177016 | | | - |
| HZL-L Series | HZL-K Series | HZL-350Z Series | HZL-27Z/29Z | HZL-12Z |
| - | | | | |

Cording Presser Foot (for 3 Cords)

This presser foot is used for sewing on up to three thin decorative cords or embroidery threads.

Pass threads through the three channels in front of the needle entry opening and sew them with the three-point zigzag stitch or decorative stitches in order to create three-dimensional decorations.




| | | | | |
|---------------|---------------|------------------|--------------|--------------|
| HZL-NX7 | HZL-DX Series | Exceed(F) Series | HZL-G Series | HZL-H Series |
| A9829-880-0A0 | | | | 40145871 |
| HZL-L Series | HZL-K Series | HZL-350Z Series | HZL-27Z/29Z | HZL-12Z |
| - | | 40145871 | - | |

7 Hole Cording Foot

With this presser foot, you can enjoy sewing of 3-dimensional decorative stitches using thin cords or embroidery threads (up to seven cords / threads) together.

This presser foot is provided with seven cord insertion holes of approximately 1 mm in diameter. As many as seven (1 to 7) thin cord(s) or embroidery thread(s) can be sewn using these holes while neatly arranging them in parallel (in the case of two or more cords / threads are used).



| | | | | |
|--------------|---------------|------------------|--------------|--------------|
| HZL-NX7 | HZL-DX Series | Exceed(F) Series | HZL-G Series | HZL-H Series |
| 40219632 | | | | - |
| HZL-L Series | HZL-K Series | HZL-350Z Series | HZL-27Z/29Z | HZL-12Z |
| - | | | | |

Gathering Foot

This presser foot automatically creates gathers in the fabric.

Change the stitch length, thread tension and presser foot pressure to adjust the amount of fabric that is gathered.

You can also use this presser foot to sew two pieces of fabric together while creating gathers in only the lower piece.



| | | | | |
|--------------|---------------|------------------|--------------|--------------|
| HZL-NX7 | HZL-DX Series | Exceed(F) Series | HZL-G Series | HZL-H Series |
| - | 40215902 | | | |
| HZL-L Series | HZL-K Series | HZL-350Z Series | HZL-27Z/29Z | HZL-12Z |
| - | 40215902 | 40145875 | 40215902 | |

Adapter Shank

Detach the presser foot holder and use it for the presser foot to be used.

Can be used with the Quilt Presser Foot, Quilt Presser Foot (Open Type), Quilt Presser Foot (Zigzag Type), Cording and Embroidery Presser Foot and Gathering Foot.




| | | | | |
|--------------|---------------|------------------|--------------|--------------|
| HZL-NX7 | HZL-DX Series | Exceed(F) Series | HZL-G Series | HZL-H Series |
| 40207583 | - | | | |
| HZL-L Series | HZL-K Series | HZL-350Z Series | HZL-27Z/29Z | HZL-12Z |
| - | | | | |

Quilt Guide

This guide is used for sewing equally spaced rows of stitching.

Insert this guide into the hole of the presser foot holder or the walking foot, and then sew while lightly tracing this guide along stitching.
Adjust the spacing of the stitching by changing how far this guide is inserted.



| | | | | |
|--------------|---------------|------------------|--------------|--------------|
| HZL-NX7 | HZL-DX Series | Exceed(F) Series | HZL-G Series | HZL-H Series |
| 40190227 | A9833-550-0A0 | | | 40151624 |
| HZL-L Series | HZL-K Series | HZL-350Z Series | HZL-27Z/29Z | HZL-12Z |
| 40169918 | A9833-550-0A0 | 40151624 | - | |

Twin Needle

You can sew straight lines and decorative patterns in parallel with two needles with 0.07" (2 mm) spacing.

For beautiful decorative stitches two threads can be a perfect addition. Also it is used for sewing pintucks with the pintuck feet. Set the sewing machines with 2 needle settings with optional functions. Not all stitches are approved for twin needle design.




| | | | | |
|--------------|---------------|------------------|--------------|--------------|
| HZL-NX7 | HZL-DX Series | Exceed(F) Series | HZL-G Series | HZL-H Series |
| 40083061 | | | - | 40145877 |
| HZL-L Series | HZL-K Series | HZL-350Z Series | HZL-27Z/29Z | HZL-12Z |
| - | | 40145877 | - | |

Auxiliary Spool Pin (Additional Spool Pin)

This spool pin is used when another thread spool is needed for twin needle sewing or bobbin winding.

Use this spool pin with a thread spool for twin needle sewing, spare machine threading or bobbin winding.




| | | | | |
|--------------|---------------|------------------|--------------|--------------|
| HZL-NX7 | HZL-DX Series | Exceed(F) Series | HZL-G Series | HZL-H Series |
| 40080967 | | | - | 40165254 |
| HZL-L Series | HZL-K Series | HZL-350Z Series | HZL-27Z/29Z | HZL-12Z |
| 40169872 | - | 40151633 | - | - |

Stitch Area Magnifier

This magnifier allows the needle area to be enlarged by approximately 1.4 times, making it easier to see.

This is useful for viewing the needle area or performing intricate operations.




| | | | | |
|--------------|---------------|------------------|--------------|--------------|
| HZL-NX7 | HZL-DX Series | Exceed(F) Series | HZL-G Series | HZL-H Series |
| 40164074 | | - | | |
| HZL-L Series | HZL-K Series | HZL-350Z Series | HZL-27Z/29Z | HZL-12Z |
| - | | | | |

Thread Stand

This additional thread stand can be used with large cross-wound cone style thread.

The specially designed thread guide that is also installed smoothly pulls the thread straight up.

When placing the hard case on the sewing machine, this thread stand and thread guide can be removed in a single step.



| | | | | |
|--------------|---------------|------------------|--------------|--------------|
| HZL-NX7 | HZL-DX Series | Exceed(F) Series | HZL-G Series | HZL-H Series |
| 40208049 | 40163897 | - | | |
| HZL-L Series | HZL-K Series | HZL-350Z Series | HZL-27Z/29Z | HZL-12Z |
| - | | | | |

Throat Plate for Straight Stitch

This needle plate designed specifically for straight stitching allows you to sew beautiful straight stitches.

This needle plate is used to sew the straight stitch with the center needle position.
Creates perfect needle feed for light weight fabrics or corner to corner stitching in patchwork piecing.




| HZL-NX7 | HZL-DX Series | Exceed(F) Series | HZL-G Series | HZL-H Series |
|--------------|---------------|------------------|--------------|--------------|
| 40205310 | - | 40080968 | 40080968* | - |
| HZL-L Series | HZL-K Series | HZL-350Z Series | HZL-27Z/29Z | HZL-12Z |
| - | | | | |

* HZL-G210/G110 Part No. 40080968 & 40064685(hook cover)

Magnetic Gauge

This gauge is used as a guide for the edge of the fabric when sewing with a fixed seam allowance. A magnet allows you to easily reposition the gauge.

A strong magnet holds this gauge in place on the needle plate. This gauge can also be used on household sewing machines with a metal needle plate.




| HZL-NX7 | HZL-DX Series | Exceed(F) Series | HZL-G Series | HZL-H Series |
|---------------|---------------|------------------|--------------|--------------|
| A9848-D25-0A0 | | | | |
| HZL-L Series | HZL-K Series | HZL-350Z Series | HZL-27Z/29Z | HZL-12Z |
| A9848-D25-0A0 | | | | |

Ruler Kit (HZL type)

This quilting ruler is used for creating a pattern while stitching along with the quilt presser foot (for ruler).

Various patterns can be formed by combining basic lines and shapes. This kit contents straight, wave, hexagon, circle, feather shapes. Be sure to use this kit together with the presser foot for ruler. The thickness of these rulers are 3mm.



| HZL-NX7 | HZL-DX Series | Exceed(F) Series | HZL-G Series | HZL-H Series |
|--------------|---------------|------------------|--------------|--------------|
| 40209956 | | | | - |
| HZL-L Series | HZL-K Series | HZL-350Z Series | HZL-27Z/29Z | HZL-12Z |
| - | | | | |

Ruler Set

This quilting ruler is used for creating a pattern while stitching along with the quilt presser foot (for ruler).




Various patterns can be formed by combining basic lines and shapes. This kit contents straight, wave, hexagon, circle, feather shapes. Be sure to use this kit together with the presser foot for ruler. The kit contents and shapes may differ.

| | | | | |
|---------------------------------------|---------------|------------------|--------------|--------------|
| HZL-NX7 | HZL-DX Series | Exceed(F) Series | HZL-G Series | HZL-H Series |
| Please contact your local JUKI dealer | - | | | |
| HZL-L Series | HZL-K Series | HZL-350Z Series | HZL-27Z/29Z | HZL-12Z |
| - | | | | |

Wide Table

This table enlarges the work surface, allowing you to comfortably sew large projects.



After removing the auxiliary bed, this table can easily be installed by fitting it into place.

| | | | | |
|--------------|---------------|------------------|--------------|--------------|
| HZL-NX7 | HZL-DX Series | Exceed(F) Series | HZL-G Series | HZL-H Series |
| 40205305 | J-F/TABLE | | | J-H/TABLE |
| HZL-L Series | HZL-K Series | HZL-350Z Series | HZL-27Z/29Z | HZL-12Z |
| J-L/TABLE | J-E/TABLE | J-H/TABLE | - | |

Foot Controller with Foot Switch Function

This controller can be used to start/stop sewing and adjust the sewing speed with your foot.



Controlling the sewing machine with your foot leaves both of your hands free while sewing. You can trim threads and do other operations by pressing on the other switch of the foot controller.

| | | | | |
|--------------|---------------|------------------|--------------|--------------|
| HZL-NX7 | HZL-DX Series | Exceed(F) Series | HZL-G Series | HZL-H Series |
| 40205287 | 40144123 | | - | |
| HZL-L Series | HZL-K Series | HZL-350Z Series | HZL-27Z/29Z | HZL-12Z |
| - | | | | |

Foot Switch Stopper

This stopper can be used for disabling the foot switch of the foot controller.

Installing this stopper on the foot controller disables the function that is activated by stepping on the controller with your heel.



| | | | | |
|--------------|---------------|------------------|--------------|--------------|
| HZL-NX7 | HZL-DX Series | Exceed(F) Series | HZL-G Series | HZL-H Series |
| - | 40165358 | | - | |
| HZL-L Series | HZL-K Series | HZL-350Z Series | HZL-27Z/29Z | HZL-12Z |
| - | | | | |

Foot Controller

This controller can be used to start/stop sewing and adjust the sewing speed with your foot.

Controlling the sewing machine with your foot leaves both of your hands free while sewing.



| | | | | |
|--------------|---------------|---------------------------------------|--------------|--------------|
| HZL-NX7 | HZL-DX Series | Exceed(F) Series | HZL-G Series | HZL-H Series |
| - | | | 40107483* | 40165257 |
| HZL-L Series | HZL-K Series | HZL-350Z Series | HZL-27Z/29Z | HZL-12Z |
| 40169914 | 40117706 | Please contact your local JUKI dealer | | |

* 40119192 for Korean version

Knee-lifting Lever

Increase efficiency by using your knees to lift and lower the presser foot without using Your hands.

Using your knee to push the lever to the right raises the presser foot, and when you return it will lower the presser foot.



| | | | | |
|--------------|---------------|------------------|--------------|--------------|
| HZL-NX7 | HZL-DX Series | Exceed(F) Series | HZL-G Series | HZL-H Series |
| 40070255 | | | - | |
| HZL-L Series | HZL-K Series | HZL-350Z Series | HZL-27Z/29Z | HZL-12Z |
| - | | | | |

Bobbin

These bobbins are designed specifically for JUKI household sewing machines.

Since the bobbin type differs depending on your sewing machine model, be sure to use the bobbin designed for your machine.



| HZL-NX7 | HZL-DX Series | Exceed(F) Series | HZL-G Series | HZL-H Series |
|---------------|---------------|------------------|---------------|--------------|
| 001141000000 | | | | 40151627 |
| HZL-L Series | HZL-K Series | HZL-350Z Series | HZL-27Z/29Z | HZL-12Z |
| A9834-030-0A0 | | 40151627 | A9834-030-0A0 | 40130125 |

Advanced Quilter's Kit

This set of presser feet is created specialty quilting and sewing as you advance in your sewing.

This set contains the following: Edge Sewing Presser Foot, Quilt Presser Foot (Open Type), Quilt Presser Foot (Zigzag Type), Open Toe Presser Foot, Appliqué Presser Foot, Pearl Attaching Presser Foot



| HZL-NX7 | HZL-DX Series | Exceed(F) Series | HZL-G Series | HZL-H Series |
|--------------|---------------|------------------|--------------|--------------|
| - | 40091174 | | | - |
| HZL-L Series | HZL-K Series | HZL-350Z Series | HZL-27Z/29Z | HZL-12Z |
| - | | | | |

Heavy User Kit

This set of versatile and useful presser feet that will meet the needs of even advanced everyday users.

This set contains the following: Button Attaching Presser Foot, Invisible Zipper Foot, Rolled Hemming Presser Foot, Binder Presser Foot, Presser Foot with Guide, Cording and Embroidery Presser Foot



| HZL-NX7 | HZL-DX Series | Exceed(F) Series | HZL-G Series | HZL-H Series |
|--------------|---------------|------------------|--------------|--------------|
| - | 40091175 | | | - |
| HZL-L Series | HZL-K Series | HZL-350Z Series | HZL-27Z/29Z | HZL-12Z |
| - | | | | |

Creative Set

This set of presser feet and bobbins are perfect for creative embellishment with your sewing machine.

This set contains the following: Appliqué Presser Foot, Cording and Embroidery Presser Foot, Pearl Attaching Presser Foot, Cording Presser Foot (for 3 Cords), Presser Foot with Guide, Open Toe Presser Foot, Bobbin x5



| | | | | |
|--------------|---------------|------------------|--------------|--------------|
| HZL-NX7 | HZL-DX Series | Exceed(F) Series | HZL-G Series | HZL-H Series |
| - | 40183638 | | | - |
| HZL-L Series | HZL-K Series | HZL-350Z Series | HZL-27Z/29Z | HZL-12Z |
| - | | | | |

Home Sewing Machine Accessories List

| | HZL-NX7 | HZL-DX Series | Exceed(F) Series | HZL-G Series | HZL-H Series |
|--|---------------|----------------------------------|----------------------------------|--|----------------------------------|
| | HZL-NX7 | DX-2000QVP HZL-DX7 HZL-DX5 | HZL-F600 HZL-F400 HZL-F300 | HZL-G220 HZL-G120 HZL-G210 HZL-G110 | HZL-80HP HZL-70HW HZL-60HR |
| Standard Presser Foot | 40197188 | 40057923 | | | 40165250 |
| Overcasting Presser Foot (Overedge Foot) | 40080960 | | | 40110163 | 40145869 |
| Buttonhole Presser Foot | 40080966 | | | 40110162 | 40165251 |
| Decorate Stitch Presser Foot (Manual BH Presser Foot/Satin Stitch Foot) | 40112905 | A9828-008- 0A0 | | 40112905 | 40145868 |
| Zig Zag Presser Foot | — | | | | |
| Button Attaching Presser Foot | 40080969 | | | | 40151630 |
| Feed Dog Cover | — | | | | |
| Zipper Presser Foot | A9823-010-0A0 | | | | 40151622 |
| Adjustable Zipper Foot | — | 40206252 | | | |
| Narrow Zipper Foot | 40219624 | | | | — |
| Invisible Zipper Foot | 40080955 | | | | — |
| Blind Stitch Presser Foot (Blind Hem Foot) | 40112904 | 40080961 | 40112904 | 40145872 | |
| Smooth Presser Foot | 40079312 | | | | — |
| Roller Foot | 40117711 | | | | |
| Rolled Hemming Presser Foot | 40080958 | | | | 40145870 |
| Hemming Presser Foot for Zigzag | 40080957 | | | | — |
| Straight Stitch Presser Foot | 40201410 | — | | | 40145874 |
| Binder Presser Foot | 40080954 | | | | — |
| Pintuck Foot Narrow | 40206244 | | | — | 40206244 |
| Pintuck Foot Wide | 40206248 | | | — | 40206248 |
| Walking Foot | — | 40080963 | | | 40145876 |
| Patchwork Presser Foot | 40197827 | 40080959 | | | — |

| | HZL-NX7 | HZL-DX Series | Exceed(F) Series | HZL-G Series | HZL-H Series |
|--|----------------|----------------------------------|----------------------------------|--|----------------------------------|
| | HZL-NX7 | DX-2000QVP HZL-DX7 HZL-DX5 | HZL-F600 HZL-F400 HZL-F300 | HZL-G220 HZL-G120 HZL-G210 HZL-G110 | HZL-80HP HZL-70HW HZL-60HR |
| 1/4" Guide Foot | 40197829 | 40164071 | | | — |
| 7mm Guide Foot | 40197832 | — | | | |
| Presser Foot with Guide | 40080952 | | | | — |
| Edge Sewing Presser Foot | 40080965 | | | | — |
| Compact Guide Edge Sewing Foot | 40219628 | | | | — |
| Quilt Presser Foot | — | 40177011 | | | — |
| Quilt Presser Foot (for Ruler) | 40197266 | 40201927 | | | — |
| Quilt Presser Foot (Open Type) | — | 40177014 | | | — |
| Quilt Presser Foot (Zigzag Type) | 40080953 ✖1 | 40080953 | | | 40145873 |
| Open Toe Presser Foot | 40080962 | | | | — |
| Applique Presser Foot | 40080951 | | | | — |
| Pearl Attaching Presser Foot | 40080956 | | | | — |
| Fringe Foot | 40219620 | | | | — |
| Cording and Embroidery Presser Foot | — | 40177016 | | | — |
| Cording Presser Foot (for 3 Cords) | A9829-880-0A0 | | | | 40145871 |
| 7 Hole Cording Foot | 40219632 | | | | — |
| Gathering Foot | — | 40215902 | | | |
| Adapter Shank | 40207583 | — | | | |
| Quilt Guide | 40190227 | A9833-550-0A0 | | | 40151624 |
| Twin Needle | 40083061 | | | — | 40145877 |
| Auxiliary Spool Pin (Additional Spool Pin) | 40080967 | | | — | 40165254 |
| Stitch Area Magnifier | 40164074 | — | | | |

✖1 Always use with adapter shank Part No. 40207583

| | HZL-NX7 | HZL-DX Series | Exceed(F) Series | HZL-G Series | HZL-H Series |
|---|---|----------------------------------|----------------------------------|--|----------------------------------|
| | HZL-NX7 | DX-2000QVP HZL-DX7 HZL-DX5 | HZL-F600 HZL-F400 HZL-F300 | HZL-G220 HZL-G120 HZL-G210 HZL-G110 | HZL-80HP HZL-70HW HZL-60HR |
| Thread Stand | 40208049 | 40163897 | — | | |
| Throat Plate for Straight Stitch | 40205310 | — | 40080968 | 40080968 ✖2 | — |
| Magnetic Gauge | A9848-D25-0A0 | | | | |
| Ruler Kit (HZL type) | 40209956 | | | | — |
| Ruler Set | Please contact your local JUKI dealer | — | | | |
| Wide Table | 40205305 | J-F/TABLE | | | J-H/TABLE |
| Foot Controller with Foot Switch Function | 40205287 | 40144123 | — | | |
| Foot Switch Stopper | — | 40165358 | — | | |
| Foot Controller | — | | | 40107483 ✖3 | 40165257 |
| Knee-lifting Lever | 40070255 | | | — | |
| Bobbin | 001141000000 | | | | 40151627 |
| Advanced Quilter's Kit | — | 40091174 | | | — |
| Heavy User Kit | — | 40091175 | | | — |
| Creative Set | — | 40183638 | | | — |

✖2 HZL-G210/G110 Part No. 40080968 & 40064685(hook cover)

✖3 40119192 for Korean version

| | HZL-L Series | HZL-K Series | HZL-350Z Series | HZL-27Z/29Z | HZL-12Z |
|--|--------------------------|--------------------|-------------------------------------|--------------------|----------|
| | HZL-LB5100 HZL-LB5020 | HZL-K85 HZL-K65 | HZL-357ZP HZL-355ZW HZL-353ZR | HZL-27Z HZL-29Z | HZL-12Z |
| Standard Presser Foot | 40169908 | 40051131 | 40151600 | 40051131 | 40130228 |
| Overcasting Presser Foot (Overedge Foot) | 40169900 | 40117901 | 40145869 | 40050948 | — |
| Buttonhole Presser Foot | 40169879 | 40117900 | 40151623 | 40088436 | |
| Decorate Stitch Presser Foot (Manual BH Presser Foot/Satin Stitch Foot) | 40169901 | 40130234 | 40145868 | — | |
| Zig Zag Presser Foot | — | 40117722 | — | | |
| Button Attaching Presser Foot | — | 40116156 | 40151630 | 40116156 | — |
| Feed Dog Cover | — | | | 40107933 | — |
| Zipper Presser Foot | 40169903 | 40117903 | 40151622 | 40050946 | 40152343 |
| Adjustable Zipper Foot | — | 40206252 | | | |
| Narrow Zipper Foot | — | | | | |
| Invisible Zipper Foot | — | 40117861 | — | | |
| Blind Stitch Presser Foot (Blind Hem Foot) | 40169902 | 40117902 | 40145872 | 40050947 | — |
| Smooth Presser Foot | — | 40079312 | — | | |
| Roller Foot | — | 40117711 | | | |
| Rolled Hemming Presser Foot | — | 40117710 | 40145870 | 40117710 | 40141258 |
| Hemming Presser Foot for Zigzag | — | | | | |
| Straight Stitch Presser Foot | — | 40116154 | 40145874 | — | |
| Binder Presser Foot | — | | | | |
| Pintuck Foot Narrow | — | | 40206244 | — | |
| Pintuck Foot Wide | — | | 40206248 | — | |
| Walking Foot | 40169917 | 40117721 ✖4 | 40145876 | — | |
| Patchwork Presser Foot | — | 40117712 | — | 40117712 | — |

✖4 Cannot use with quilt guide

| | HZL-L Series | HZL-K Series | HZL-350Z Series | HZL-27Z/29Z | HZL-12Z |
|--|--------------------------|--------------------|-------------------------------------|--------------------|---------|
| | HZL-LB5100 HZL-LB5020 | HZL-K85 HZL-K65 | HZL-357ZP HZL-355ZW HZL-353ZR | HZL-27Z HZL-29Z | HZL-12Z |
| 1/4" Guide Foot | — | | | | |
| 7mm Guide Foot | — | | | | |
| Presser Foot with Guide | — | | | | |
| Edge Sewing Presser Foot | — | | | | |
| Compact Guide Edge Sewing Foot | — | | | | |
| Quilt Presser Foot | — | | | | |
| Quilt Presser Foot (for Ruler) | — | | | | |
| Quilt Presser Foot (Open Type) | — | | | | |
| Quilt Presser Foot (Zigzag Type) | 40169916 | 40052013 | 40145873 | — | |
| Open Toe Presser Foot | — | | | | |
| Applique Presser Foot | — | | | | |
| Pearl Attaching Presser Foot | — | | | | |
| Fringe Foot | — | | | | |
| Cording and Embroidery Presser Foot | — | | | | |
| Cording Presser Foot (for 3 Cords) | — | | 40145871 | — | |
| 7 Hole Cording Foot | — | | | | |
| Gathering Foot | — | 40215902 | 40145875 | 40215902 | |
| Adapter Shank | — | | | | |
| Quilt Guide | 40169918 | A9833-550-0A0 | 40151624 | — | |
| Twin Needle | — | | 40145877 | — | |
| Auxiliary Spool Pin (Additional Spool Pin) | 40169872 | — | 40151633 | — | |
| Stitch Area Magnifier | — | | | | |

| | HZL-L Series | HZL-K Series | HZL-350Z Series | HZL-27Z/29Z | HZL-12Z |
|---|--------------------------|--------------------|---------------------------------------|--------------------|---------|
| | HZL-LB5100 HZL-LB5020 | HZL-K85 HZL-K65 | HZL-357ZP HZL-355ZW HZL-353ZR | HZL-27Z HZL-29Z | HZL-12Z |
| Thread Stand | — | | | | |
| Throat Plate for Straight Stitch | — | | | | |
| Magnetic Gauge | A9848-D25-0A0 | | | | |
| Ruler Kit (HZL type) | — | | | | |
| Ruler Set | — | | | | |
| Wide Table | J-L/TABLE | J-E/TABLE | J-H/TABLE | — | |
| Foot Controller with Foot Switch Function | — | | | | |
| Foot Switch Stopper | — | | | | |
| Foot Controller | 40169914 | 40117706 | Please contact your local JUKI dealer | | |
| Knee-lifting Lever | — | | | | |
| Bobbin | A9834-030-0A0 | 40151627 | A9834-030-0A0 | 40130125 | |
| Advanced Quilter's Kit | — | | | | |
| Heavy User Kit | — | | | | |
| Creative Set | — | | | | |