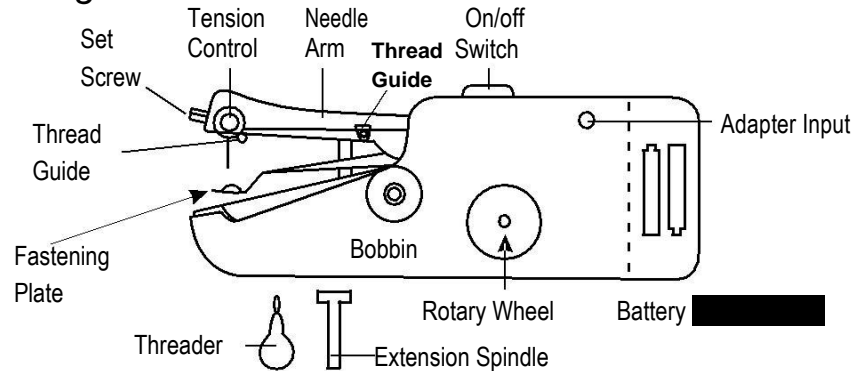


MANUAL INSTRUCTIONS

Parts Diagram:



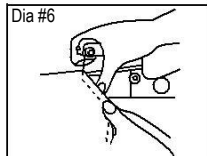
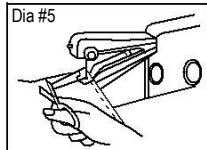
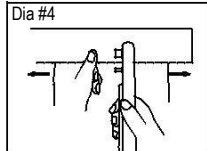
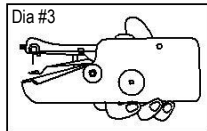
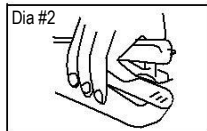
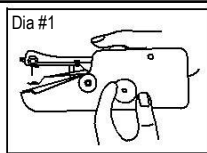
Notes: always use rotary wheel to move needle. Never press or pull directly on needle arm to avoid damages to internal mechanism

IMPORTANT NOTES TO BE READ PRIOR TO FIRST USE:

- When operating device for the first time, run for 10 seconds and then pause for 5 seconds. It can then be used again regularly.
- Lift fastening plate and pull out test material. Cut the thread close to the test material.

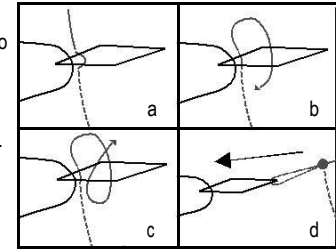
Directions for Use:

- Make sure device is in the Off position (See diagram #1. On/Off Switch should be slid backward, toward the rear of the device). Raise the needle arm to the highest position by turning the rotary wheel. **Note:** The rotary wheel can be turned in either direction (see diagram #1).
- Lift the fastening plate, making sure not to push down on the needle arm (the arm can still be moved manually even when the device is in the locked position). Place cloth underneath the fastening plate (see diagram #2). Release fastening plate.
- Pull at least 2 inches of thread through the needle, from back to front, prior to starting to sew. If the needle needs to be threaded, please see the "How to Thread Stitch Sew Quick_" section.
- Hold the Stitch Sew Quick_ with right hand. Place thumb by the On/Off Switch while other fingers support the bottom of the device (see diagram #4)
- Turn the device On by sliding the On/Off Switch forward with the thumb. Use your left hand to hold the cloth and to control the direction and speed as you pull it through the device. Be careful not to pull the material through the device too quickly. When wider stitches are required, pull cloth to the left a little faster while you continue sewing. Follow the centerline on cloth fastening plate to ensure straight stitching (see diagram #5)..
- To Finish Seam - When finished sewing, raise the needle arm to the highest position by turning the rotary wheel, then use the back of a seam ripper or scissors to pull the thread out about 3 inches. Cut thread (see diagrams #5 & #6).
- Turn the rotary wheel, lowering the needle into the cloth and continue to turn the rotary wheel until the needle arm is again at its highest position.
- Lift the fastening plate and take off the cloth to the left,
MAKING SURE NOT TO PULL THE THREAD AS THE SEAM WILL UNRAVEL.



Tying a Knot in Thread

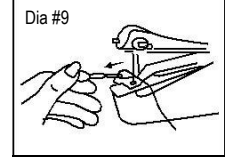
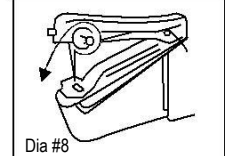
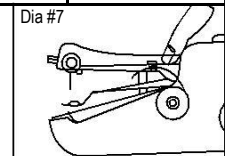
- Turn to back side of the cloth and guide the reserved 3 inches of thread according to the following directions and corresponding drawings:
 - Slide the threader under the last stitch.
 - Pass about 1 inch of thread through the threader, from top to bottom.
 - Pass the thread through the loop that has been created and pull tight to form a knot.
 - Slowly pull threader out from under the stitch.
 - Cut excess thread.



How to Thread Stitch Note:

Thread should flow from the top right of bobbin or spool. Spring must be in place before installing bobbin.

- Thread the device according to the diagrams # 7, 8 and 9. 2. Pass thread upward through the eyelet. (see diagram # 7).
- Pass thread over top of tension control between the two silver discs. (See diagram #8).
- Pass needle threader through eye of needle, from front to back. Pass thread through the eye of needle threader.
- Pull needle threader with inserted thread through the eye of the needle, from back to front (see diagram #9). Remove needle threader.



Adjusting Thread Tension

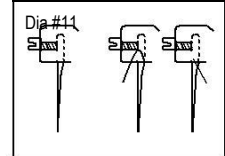
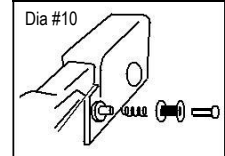
- If stitching is too tight, turn tension control slightly to the left.
- If stitching is too loose, turn tension control slightly to the right.

To Install a Normal Thread Spool (see diagram #10)

- Loosen the bobbin nut and take off bobbin.
- Slide thread spool into extension spindle.
- Connect the extension spindle on bobbin shaft.

To Replace Needle

Loosen the set screw with a screwdriver and take off the old needle. Always use a standard sewing machine needle. Needle must be installed with flat side of needle shank facing the front of the Stitch Sew Quick_ (see diagram #11).

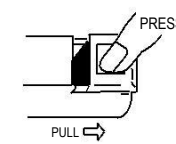
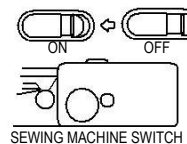


Bobbin Replacement

When purchasing replacement bobbins for this device, please note it uses a class 15 metal bobbin.

To Replace Batteries (4AA not included)

Note: Make sure device is in the Off position prior to battery replacement.



AC/DC Adapter (not included)

Adapter must be 6V 800mA. Adapter must use plug with 1/8"/3.5 mm diameter. Plugging an adapter into a portable that has different ratings could damage the portable & adapter. Be sure to set the adapter's tip polarity to conform to the diagram shown below the sewing device's DC input jack.

CAUTION: Needle is sharp. Use care when working with needle to avoid injury. Keep away from children. When not in use, device should always be kept in the Off position.

This device is not intended for use by persons (including children) with reduced physical, sensory or mental capabilities, or lack of experience and knowledge, unless they have been given supervision or instruction concerning use of the device by a person responsible for their safety. Children should be supervised to ensure that they do not play with the device.

IMPORTANT DIRECTIONS CONTINUED ON OTHER SIDE.

İl	İlçe	Ünvanı	Adresi	Tel. No.
MANİSA	Akhisar	SEMIH ÖZGEN	MERKEZ ÇARŞI 124 SOK.NO:18	238-4147258
MANİSA	Alaşehir	MUSTAFA YASLI	5 Eylül Mah. Kuyucak Cad. No:23 Alaşehir	538 4861646
MANİSA	Demirci	MEHMET ŞENGEL-MANOLYA DİKİMEVİ	Hacı Hasan Mah. Hükümet Cad. No 16	238-4824822
MANİSA	Merkez	FETİ KAHRAMAN-ATIK MAKİNA	YARHASANLAR MAH.2300 SOK.NO:23/A	0 238 234 43 33
MANİSA	Soma	NET-SAN ELEK.MAK.SAN.TİC.LTD.ŞTİ.	kurtuluş mh y.tuna sk no:20	238-6135745
MARDİN	Kızıltepe	GÖKHAN MAKİNA- GÖKHAN KEY	YENİ MAH.ÖZMUHACIROĞLU PASAJI NO:40	0 482 312 88 08
MARDİN	Midyat	İSMEN ARI-İDEAL MAKİNA	Yunus Emre Mah. İskenderun Cad. No:87/B Estal	543 3790560
MARDİN	Nusaybin	DANIŞMAN TİC. MOT.ARAÇ.TEKS.İTH.İHR.LTD.ŞTİ.	Yeni Turan Mahallesi Farabi sok. no 1	482-4157815
MERSİN	Akdeniz	EREN MAKİNA-YILMAZ GÜR	ÇANKAYA MAH.4723.SOK. NO:12/A	03242389191
MERSİN	Akdeniz	MİL TİCARET-AZİZ MİL	KUVAİ MİLLİYE CAD.ÇANKAYA MAH.	324-2375089
MERSİN	Anamur	ABDULLAH NAIL ŞEREF	ŞEREFLER TİCARET SARAY MAHALLESİ	324-8141110
MERSİN	Tarsus	ABDULREZZAK DUNDAR	Mersin Cad. Halit Aslan Paj. No4 TARSUS	324-8248534
MERSİN	Tarsus	İSMAIL KAYA	YENİ ÖMERLİ MAH.HİLMİ SEÇKİN CAD.NO:17/B	0 324 6241050
MUĞLA	Bodrum	KEZBAN ÇETINKAYA	TURGUTREİS MAH. MAH.KARCI CAD.NO:6/C TURGUTREİS	542 3368785
MUĞLA	Fethiye	MEHMET TAŞCI - GARANTİ MAKİNA	TAŞYAKA MAH. 136. SOK. NO:15	2526146452
MUĞLA	Milas	ÇORBACIOĞLU DAY.EV.ALET.MOT.AR.İNŞ.TUR.SAN.TİC.	HACILILYAS MAH. KADIĞA CAD. NO:15	252-5122942
MUĞLA	Ortaca	MEHMET COLLU	Terziler Mah. Atatürk Bulvarı 169.Sok.NO:1 Ortaca-MUĞLA (Denizbank karşısı)	252-2625875
MUĞLA	Yatağan	MEHMET GENÇİN	YENİ MAH.İNÖNÜ BULVARI NO:48/C	2525722337
MUŞ	Merkez	KENAN TÜRK	Bahçelievler Bahar 2 Kooperatifi Altı	436-2125529
NİĞDE	Merkez	ATILIM TİC.-GÜNDÜZ TOKMAK	Paşakapı Cad.Soyer Sok.	388-2338085
ORDU	Fatsa	KARAMUSTAFA TİCARET-ZEKİYE HAMZAÇEBİ	Mustafa Kemal Paşa Mah.Reşadiye Cad.No:8 Fatsa	452-4231636
ORDU	Merkez	AHMET ŞAHİN	Düz Mah. Alanarası sokak no:1	452-2141369
OSMANIYE	Merkez	HALİL BOZDUĞAN	İSTİKLAL MAH.5009 SOK.NO:15	0 328 812 91 20
RİZE	Merkez	HASAN TATOĞLU - TATOĞLU MAKİNE	Çarşı Mah. Eski Hal içi Yeni Orta Camii yanı Hal Sok. No: 8	484-2172103
SAKARYA	Adapazarı	ERDOĞAN ŞİMŞEK-ADA MAKİNA	Cumhuriyet Mah. Bahçivan Sk. No:3/C	264-2823346
SAKARYA	Adapazarı	YALÇIN TURHAN-YALÇIN MAKİNA TİCARET	Semerciler Mah. Bozkurt Sok.No:9/A	294 2783751
SAKARYA	Akyazı	SARAY MOBİLYA (AVNİ DURSUN)	PTT Sok. No:3/16 Akyazı	264-4183683
SAKARYA	Karasu	HAKAN ELEKTRONİK-BİROL HAKAN	İncilli Mah. Eski Hastane Cad. No:6 D	0264-7183733
SAMSUN	Bafra	DOĞANAY MAKİNA-FATMAGÜL ŞA'KİN	Çihane Mah.Şehit Ayhan Kalkan Sok. No:9 BAFRA	362-5439973
SAMSUN	Çarşamba	ATILLA TELCI	Orta Mah. Sofuğlu Cad. No:3/A Çarşamba	362-8335043
SAMSUN	İlkadım	ALTUNCUOĞLU MAKİNA-MUHİTTİN GÜNDÜZ ALTUNCU	ULUGAZI MAH.BORA SOK.NO:8/B	03624311374
SAMSUN	İlkadım	KIZILER KONF.MAK.VE MALZ.SAN.TİC.LTD.ŞTİ.	PAZAR MAH.MUFTU SOK.AYDIN AP.NO:13/A-1	362-4320040
SAMSUN	Vezirköprü	MUSTAFA KESKİNER	Orta Cami Cıvarı Beyazlar Çarşısı No:12 Vezirköprü	362-6471158
SİİRT	Merkez	IRFAN İŞIKTAŞ	BATI MAH.CUMHURİYET CADDESİ NO:12	484-2234103
SİVAS	Kangal	BEŞİR ŞAHİN	Adıyve Karşısı Çarşı İçi No:15 Kangal	346-4572323
SİVAS	Merkez	KORKUDAN MAKİNA-AKİF KORKUDAN	Sirer Cad. Sirer Pasajı No:20-22	346-2213812
ŞANLIURFA	Merkez	AKKAYA PAZARLAMA-ÖMER AKKAYA	Camikebir mah.Demokrasi Cad. No:45/A	414-2151626
ŞANLIURFA	Siverek	İMAM TINIG	Halilîye Mah. Kale Boğazı Cad. No:81	04145524066
ŞIRNAK	Cizre	NEFİDET ARISOY	DİCLE MAHALLESİ MİMAR SİNAN CADDESİ NO14	486-6166889
TEKİRDAĞ	Corlu	AYŞE YAŞAR	REŞADİYE MAH.MANDIRACI CAD.ŞHT.TEĞMEN EROĞLU SOK. NO:18/B	538 899827
TEKİRDAĞ	Merkez	ALİ KARPAT	Kolordu Cad. No:67/A	282-2611598
TRABZON	Merkez	MAKİNA TİCARET-ÖMER YILMAZ	Cumhuriyet Mah.Nemliçlucemal Sok. No:15	4623216871
UŞAK	Merkez	CEMİL CEVHER	SARAYALTI MH.1.YALÇIN SOKAK NO:11/A- 64100-UŞAK	02762159836
UŞAK	Merkez	EROL DEMİR	DurakMah.FatihCad.No:10	276-2236886
VAN	Erciş	SİMGE D.T.M.-ZAFER BÜYÜKASLAN	Atatürk Cad. No:26	506 3184343
VAN	Merkez	BURHANEDDİN OKCAN	CUMHURİYET CD.ALÇEKİÇ PASAJI NO:11 KAT:2	0 432 214 22 62
YALOVA	Merkez	ŞENLER GIDA İNŞ.TAH.LTD.ŞTİ.	FATİH CD.NO:15	224-6738685
YOZGAT	Sorgun	YASIN YUKSEL	Bahçelievler Mah. Atatürk Bulvarı No:27 / A	03544151384
ZONGULDAK	Merkez	UGUR BEKAR	MİTHATPASA MAH.SEMSI DENİZER SOK.NO:18/1 GEREDLİOĞLU İŞ HANI	03722514851