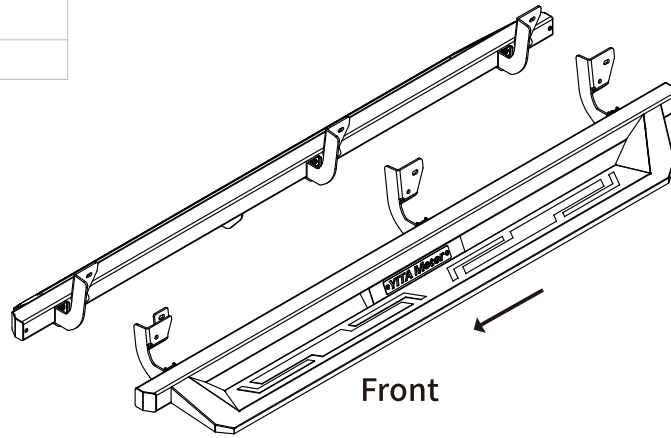


CEETSS-1007

Tools Required

- |               |
|---------------|
| 13mm Socket   |
| 16mm Socket   |
| Ratchet       |
| Torque Wrench |



Step 2:

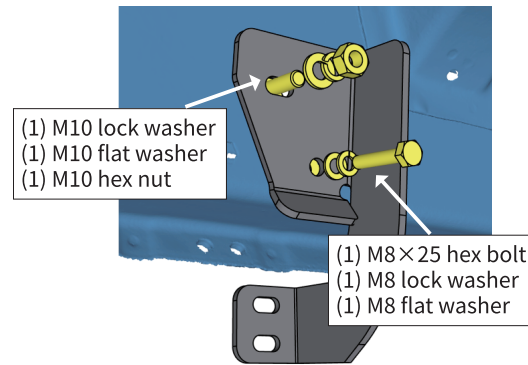
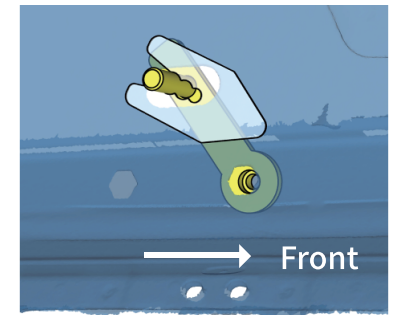
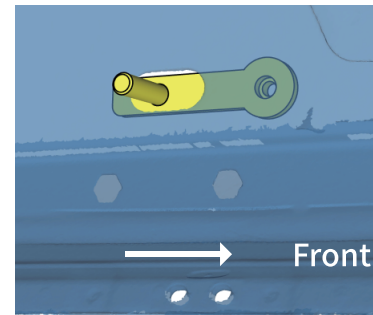
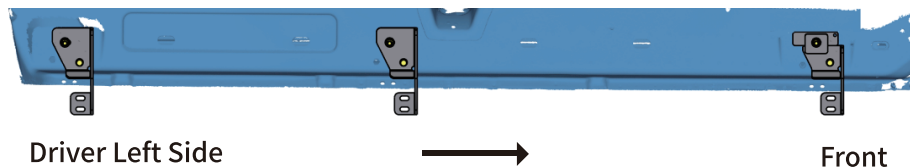
1. Insert the bolt plate into the oval hole in the inner rocker panel and secure with the plastic retainer.
2. **(Without thread inserts only)** Twist the bolt plate until the weld nut lines up with the front hexagon hole.
3. Attach proper bracket to the thread end of the bolt plate and secure with (1) M10 flat washer, (1) M10 lock washer, (1) M10 hex nut, (1) M8×25 hex bolt, (1) M8 lock washer, (1) M8 flat washer.
4. **(09-14 models only)** 09-14 models require an additional spacer when installing the front driver side bracket.

Notes

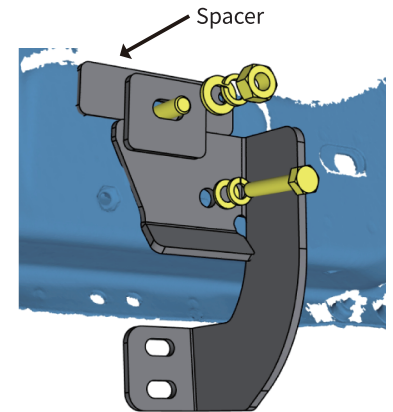
Read this instruction carefully before starting installation.  
 Proper tools will improve the quality of installation and reduce the time required.  
 If missing parts or any damage found, please take a picture, and contact us.

Step 1:

1. Locate three mounting positions on each side inner rocker panel.
2. Remove the factory tape and clean the sealant and dirt around factory holes on mounting positions.
3. Clean the factory threaded inserts if equipped.



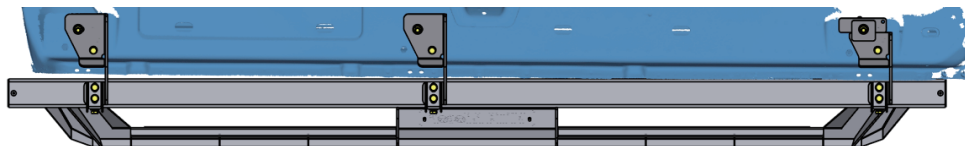
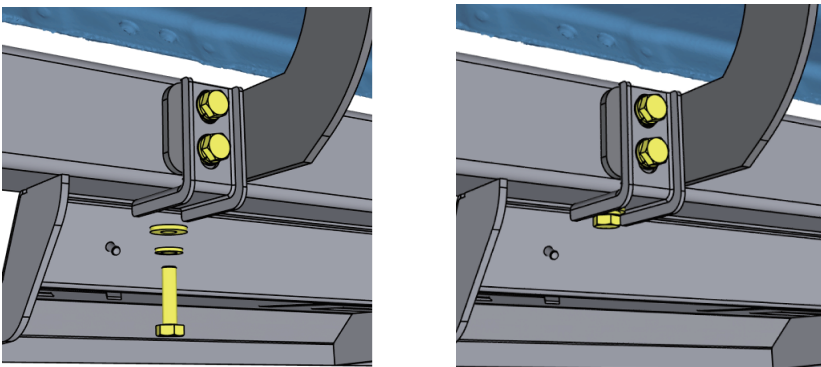
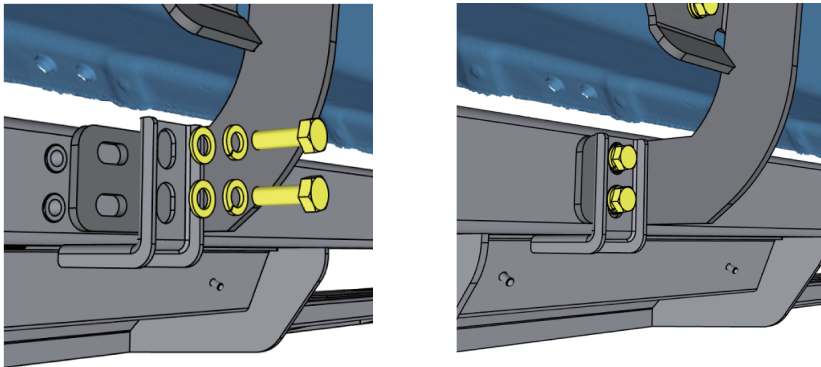
Center Driver Side



Front Driver Side  
09-14 Models

## Step 3:

1. With assistance, lift and attach the step bar to the brackets.
2. Secure (3) support brackets and step bar onto brackets with (9) M8 flat washers, (9) M8 lock washers, (9) M8×30 hex bolts.



Driver Left Side



Front

## Step 4:

1. Tighten M10 hex nuts on vehicle with 31 ft. lbs. torque.
2. Tighten M8 hex bolts on vehicle with 15 ft. lbs. torque.
2. Adjust the step bar to level and tighten M8 hex bolts with 15 ft. lbs. torque.
3. After the step bar installed, periodic check to ensure all mounting hardware remains secure and tight.

## Part List:

Qty.	Description	Qty.	Description
① ×6	Bolt Plate w/ Weld Nut	⑧ ×6	M10 Hexagon Nut
② ×6	M8×25 Hexagon Bolt	⑨ ×6	Plastic Retainer
③ ×18	M8×30 Hexagon Bolt	⑩ ×1	Spacer for 09-14 Models
④ ×6	M10 Lock Washer	⑪ ×1	Front Driver Side Bracket
⑤ ×24	M8 Lock Washer	⑫ ×2	Center/Rear Driver Side Bracket
⑥ ×6	M10×25 Flat Washer	⑬ ×3	Passenger Side Bracket
⑦ ×24	M8×20 Flat Washer	⑭ ×6	Support Bracket

