

Certificate of Analysis

Sample: KN20318001-001

Harvest/Lot ID: 10055

Batch#: 0055

Seed to Sale# N/A

Batch Date: 03/14/22

Sample Size Received: 10 gram

Total Weight/Volume: N/A

Retail Product Size: 1000 gram

ordered : 03/14/22

sampled : 03/14/22

Completed: 03/30/22 Expires: 03/30/23

Sampling Method: SOP Client Method

PASSED

Page 1 of 4

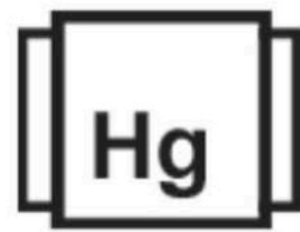
Experiiece CBD

1455 Commerce Place
Myrtle Beach, SC 29577

PRODUCT IMAGE SAFETY RESULTS




Pesticides
PASSED



Heavy Metals
PASSED



Microbials
PASSED



Mycotoxins
PASSED



Residuals
Solvents
PASSED



Filtration
PASSED



Water Activity
NOT TESTED



Moisture
NOT TESTED



Terpenes
NOT TESTED

MISC.

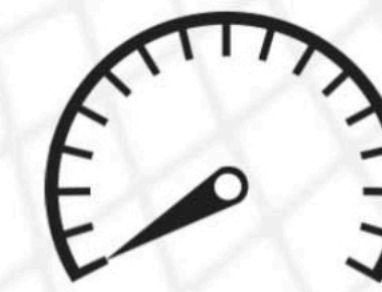
CANNABINOID RESULTS



Total HHC
89.077%



Total CBN
0.073%



Total Cannabinoids
89.150%

| | TOTAL THC | TOTAL CBD | TOTAL CBG | CBDV | CBDA | CBGA | CBG | CBD | THCV | CBN | EXO-THC | D9-THC | DB-THC | D10-THC | CBC | THCA | DB-THCO | D9-THCO | THC-O | 95-HHC | 9R-HHC | TOTAL HHC |
|------|-----------|-----------|-----------|-------|-------|-------|-------|--------|--------|-------|---------|--------|--------|---------|-------|-------|---------|---------|-------|--------|--------|-----------|
| % | ND | ND | ND | ND | ND | ND | ND | <0.01 | <0.01 | 0.073 | ND | ND | <0.01 | ND | ND | ND | ND | ND | ND | 43.811 | 45.266 | 89.077 |
| mg/g | ND | ND | ND | ND | ND | ND | ND | <0.001 | <0.001 | 0.001 | 0.002 | 0.001 | <0.001 | 0.001 | 0.001 | 0.001 | 0.002 | 0.002 | 0.002 | 438.11 | 452.66 | 890.77 |
| LOD | 0.001 | 0.001 | 0.001 | 0.001 | 0.001 | 0.001 | 0.001 | 0.001 | 0.001 | 0.001 | 0.002 | 0.001 | 0.001 | 0.001 | 0.001 | 0.001 | 0.002 | 0.002 | 0.002 | 0.01 | 0.01 | 0.01 |
| % | % | % | % | % | % | % | % | % | % | % | % | % | % | % | % | % | % | % | % | % | % | % |

Filtration PASSED

| Analyzed By | Weight | Extraction date | Extracted By |
|--|---------|---------------------------------|--------------|
| 1692 | 0.2373g | 03/18/22 | 1692 |
| Analyte | LOD | Pass/Fail | Result |
| Filtration and Foreign Material | 0.3 | Pass | ND |
| Analysis Method -SOP.T.40.013 | | Batch Date : 03/17/22 08:32:07 | |
| Analytical Batch -KN02117FIL | | Reviewed On - 03/18/22 11:03:56 | |
| Instrument Used : E-AMS-138 Microscope | | | |
| Running On : | | | |

This includes but is not limited to hair, insects, feces, packaging contaminants, and manufacturing waste and by-products. A 5W-2T13 Stereo Microscope is used for inspection.

Cannabinoid Profile Test

| Analyzed by | Weight | Extraction date : | Extracted By : |
|---|--------|-------------------|----------------|
| 113 | 0.206g | 03/18/22 09:03:12 | 113 |
| Analysis Method -Expanded Measurement of Uncertainty: Flower Matrix d9-THC:12.7%, THCa: 9.5%, TOTAL THC 11.1%. These uncertainties represent an expanded uncertainty expressed at approximately the 95% confidence level using a coverage factor k=2 for a normal distribution. | | | |
| Analytical Batch -KN02118POT Instrument Used : HPLC E-SHI-008 Running On : | | | |
| Reviewed On - 03/18/22 15:57:21 | | | |
| Batch Date : 03/17/22 10:05:06 | | | |


Dilution : 40
Reagent : 081321.R04; 031422.R01; 030222.R02
Consumables : 947.251; 12123-046CC-046
Full spectrum cannabinoid analysis utilizing High Performance Liquid Chromatography with UV/PDA detection (HPLC-UV/PDA). (Method: SOP.T.30.031.TN for sample prep and Shimadzu High Sensitivity Method SOP.T.40.031 for analysis.). *Based on FL action limits.

This report shall not be reproduced, unless in its entirety, without written approval from Kaycha Labs. This report is an Kaycha Labs certification. The results relate only to the material or product analyzed. Test results are confidential unless explicitly waived otherwise. Void after 1 year from test end date. Cannabinoid content of batch material may vary depending on sampling error. IC=In-control QC parameter, NC=Non-controlled QC parameter, ND=Not Detected, NA=Not Analyzed, ppm=Parts Per Million, ppb=Parts Per Billion. Limit of Detection (LoD) and Limit Of Quantitation (LoQ) are terms used to describe the smallest concentration that can be reliably measured by an analytical procedure. RPD=Reproducibility of two measurements. Action Levels are State determined thresholds for human safety for consumption and/or inhalation. The result >99% are variable based on uncertainty of measurement (UM) for the analyte. The UM error is available from the lab upon request. The "Decision Rule" for the pass/fail does not include the UM. The limits are based on F.S. Rule 64-4.310.

Sue Ferguson

Lab Director

State License # n/a
ISO Accreditation # 17025:2017



Signature

03/30/22

Signed On

10427 Cogdill Road, Suite 500
Knoxville, TN, 37932, US
DEA Number: RK0595249

Certificate of Analysis

PASSED

Experiace CBD
1455 Commerce Place
Myrtle Beach, SC 29577

Sample : KN20318001-001
Harvest/Lot ID: 10055

Batch# : 0055
Sampled : 03/14/22
Ordered : 03/14/22

Sample Size Received : 10 gram
Total Weight/Volume : N/A
Completed : 03/30/22 Expires: 03/30/23
Sample Method : SOP Client Method


Page 2 of 4



Pesticides

PASSED

| Pesticides | LOD | Units | Action Level | Pass/Fail | Result | Pesticides | LOD | Units | Action Level | Pass/Fail | Result |
|----------------------|------|-------|--------------|-----------|--------|--------------------|------|-------|--------------|-----------|--------|
| ABAMECTIN B1A | 0.01 | ppm | 0.3 | PASS | ND | PIPERONYL BUTOXIDE | 0.01 | ppm | 3 | PASS | ND |
| ACEPHATE | 0.01 | ppm | 3 | PASS | ND | PRALLETHRIN | 0.01 | ppm | 0.4 | PASS | ND |
| ACEQUINOCYL | 0.01 | ppm | 2 | PASS | ND | PROPICONAZOLE | 0.01 | ppm | 1 | PASS | ND |
| ACETAMIPRID | 0.01 | ppm | 3 | PASS | ND | PROPOXUR | 0.01 | ppm | 0.1 | PASS | ND |
| ALDICARB | 0.01 | ppm | 0.1 | PASS | ND | PYRETHRINS | 0.01 | ppm | 1 | PASS | ND |
| AZOXYSTROBIN | 0.01 | ppm | 3 | PASS | ND | PYRIDABEN | 0.01 | ppm | 3 | PASS | ND |
| BIFENAZATE | 0.01 | ppm | 3 | PASS | ND | SPINETORAM | 0.01 | ppm | 3 | PASS | ND |
| BIFENTHRIN | 0.01 | ppm | 0.5 | PASS | ND | SPIROMESIFEN | 0.01 | ppm | 3 | PASS | ND |
| BOSCALID | 0.01 | ppm | 3 | PASS | ND | SPIROTETRAMAT | 0.01 | ppm | 3 | PASS | ND |
| CARBARYL | 0.01 | ppm | 0.5 | PASS | ND | SPIROXAMINE | 0.01 | ppm | 0.1 | PASS | ND |
| CARBOFURAN | 0.01 | ppm | 0.1 | PASS | ND | TEBUCONAZOLE | 0.01 | ppm | 1 | PASS | ND |
| CHLORANTRANILIPROLE | 0.01 | ppm | 3 | PASS | ND | THIACLOPRID | 0.01 | ppm | 0.1 | PASS | ND |
| CHLORMEQUAT CHLORIDE | 0.01 | ppm | 3 | PASS | ND | THIAMETHOXAM | 0.01 | ppm | 1 | PASS | ND |
| CHLORPYRIFOS | 0.01 | ppm | 0.1 | PASS | ND | TOTAL SPINOSAD | 0.01 | ppm | 3 | PASS | ND |
| CLOFENTEZINE | 0.01 | ppm | 0.5 | PASS | ND | TRIFLOXYSTROBIN | 0.01 | ppm | 3 | PASS | ND |
| COUMAPHOS | 0.01 | ppm | 0.1 | PASS | ND | | | | | | |
| CYPERMETHRIN | 0.01 | ppm | 1 | PASS | ND | | | | | | |
| DAMINOZIDE | 0.01 | ppm | 0.1 | PASS | ND | | | | | | |
| DIAZANON | 0.01 | ppm | 0.2 | PASS | ND | | | | | | |
| DICHLORVOS | 0.01 | ppm | 0.1 | PASS | ND | | | | | | |
| DIMETHOATE | 0.01 | ppm | 0.1 | PASS | ND | | | | | | |
| DIMETHOMORPH | 0.01 | ppm | 3 | PASS | ND | | | | | | |
| ETHOPROPHOS | 0.01 | ppm | 0.1 | PASS | ND | | | | | | |
| ETOFENPROX | 0.01 | ppm | 0.1 | PASS | ND | | | | | | |
| ETOXAZOLE | 0.01 | ppm | 1.5 | PASS | ND | | | | | | |
| FENHEXAMID | 0.01 | ppm | 3 | PASS | ND | | | | | | |
| FENOXYCARB | 0.01 | ppm | 0.1 | PASS | ND | | | | | | |
| FENPYROXIMATE | 0.01 | ppm | 2 | PASS | ND | | | | | | |
| FIPRONIL | 0.01 | ppm | 0.1 | PASS | ND | | | | | | |
| FLONICAMID | 0.01 | ppm | 2 | PASS | ND | | | | | | |
| FLUDIOXONIL | 0.01 | ppm | 3 | PASS | ND | | | | | | |
| HEXYTHIAZOX | 0.01 | ppm | 2 | PASS | ND | | | | | | |
| IMAZALIL | 0.01 | ppm | 0.1 | PASS | ND | | | | | | |
| IMIDACLOPRID | 0.01 | ppm | 3 | PASS | ND | | | | | | |
| KRESOXIM-METHYL | 0.01 | ppm | 1 | PASS | ND | | | | | | |
| MALATHION | 0.01 | ppm | 2 | PASS | ND | | | | | | |
| METALAXYL | 0.01 | ppm | 3 | PASS | ND | | | | | | |
| METHIOCARB | 0.01 | ppm | 0.1 | PASS | ND | | | | | | |
| METHOMYL | 0.01 | ppm | 0.1 | PASS | ND | | | | | | |
| MEVINPHOS | 0.01 | ppm | 0.1 | PASS | ND | | | | | | |
| MYCLOBUTANIL | 0.01 | ppm | 3 | PASS | ND | | | | | | |
| NALED | 0.01 | ppm | 0.5 | PASS | ND | | | | | | |
| OXAMYL | 0.01 | ppm | 0.5 | PASS | ND | | | | | | |
| PACLOBUTRAZOL | 0.01 | ppm | 0.1 | PASS | ND | | | | | | |
| PERMETHRINS | 0.01 | ppm | 1 | PASS | ND | | | | | | |
| PHOSMET | 0.01 | ppm | 0.2 | PASS | ND | | | | | | |



Pesticides

PASSED

| | | | |
|--|---------------|------------------------|---------------------|
| Analyzed by | Weight | Extraction date | Extracted By |
| 1 | 0.5876g | 03/18/22 11:03:40 | 143 |
| Analysis Method - SOP.T.30.060, SOP.T.40.060, | | | |
| Analytical Batch : KN002121PES | | | |
| Instrument Used : E-SHI-125 Pesticides | | | |
| Running On : 03/18/22 11:04:37 | | | |
| Reviewed On : 03/18/22 15:28:04 | | | |
| Batch Date : 03/18/22 09:40:44 | | | |

Dilution : 10
Reagent : 030922.R30; 110521.03; 022322.R02; 031722.R02; 031722.R01; 031022.R02
Consumables : 210419634; 947.251
Pesticide analysis is performed using LC-MSMS which can quantify down to below single digit ppb concentrations for regulated Pesticides. Currently we analyze for 61 Pesticides. (Methods: SOP.T.30.065 Sample Preparation for Pesticides Analysis via LCMSMS and SOP.T40.065 Procedure for Pesticide Quantification Using LCMSMS). *Based on FL action limits. *

This report shall not be reproduced, unless in its entirety, without written approval from Kaycha Labs. This report is an Kaycha Labs certification. The results relate only to the material or product analyzed. Test results are confidential unless explicitly waived otherwise. Void after 1 year from test end date. Cannabinoid content of batch material may vary depending on sampling error. IC=In-control QC parameter, NC=Non-controlled QC parameter, ND=Not Detected, NA=Not Analyzed, ppm=Parts Per Million, ppb=Parts Per Billion. Limit of Detection (LoD) and Limit Of Quantitation (LoQ) are terms used to describe the smallest concentration that can be reliably measured by an analytical procedure. RPD=Reproducibility of two measurements. Action Levels are State determined thresholds for human safety for consumption and/or inhalation. The result >99% are variable based on uncertainty of measurement (UM) for the analyte. The UM error is available from the lab upon request. The "Decision Rule" for the pass/fail does not include the UM. The limits are based on F.S. Rule 64-4.310.

Sue Ferguson
Lab Director
State License # n/a
ISO Accreditation # 17025:2017


Signature

03/30/22
Signed On

Certificate of Analysis

PASSED
Experiace CBD
 1455 Commerce Place
 Myrtle Beach, SC 29577

Sample : KN20318001-001
Harvest/Lot ID: 10055
Batch# : 0055
Sampled : 03/14/22
Ordered : 03/14/22
Sample Size Received : 10 gram
Total Weight/Volume : N/A
Completed : 03/30/22 Expires: 03/30/23
Sample Method : SOP Client Method
Page 3 of 4



Residual Solvents

PASSED

| Solvent | LOD | Units | Action Level | Pass/Fail | Result |
|--|------|-------|--------------|-----------|--------|
| PROPANE | 500 | ppm | 2100 | PASS | ND |
| BUTANES (N-BUTANE) | 500 | ppm | 2000 | PASS | ND |
| METHANOL | 25 | ppm | 3000 | PASS | ND |
| ETHYLENE OXIDE | 0.5 | ppm | 5 | PASS | ND |
| PENTANES (N-PENTANE) | 75 | ppm | 5000 | PASS | ND |
| ETHANOL | 500 | ppm | 5000 | PASS | ND |
| ETHYL ETHER | 50 | ppm | 5000 | PASS | ND |
| 1,1-DICHLOROETHENE | 0.8 | ppm | 8 | PASS | ND |
| ACETONE | 75 | ppm | 5000 | PASS | ND |
| 2-PROPANOL | 50 | ppm | 500 | PASS | ND |
| ACETONITRILE | 6 | ppm | 410 | PASS | ND |
| DICHLOROMETHANE | 12.5 | ppm | 600 | PASS | ND |
| N-HEXANE | 25 | ppm | 290 | PASS | ND |
| ETHYL ACETATE | 40 | ppm | 5000 | PASS | ND |
| CHLOROFORM | 0.2 | ppm | 60 | PASS | ND |
| BENZENE | 0.1 | ppm | 2 | PASS | ND |
| 1,2-DICHLOROETHANE | 0.2 | ppm | 5 | PASS | ND |
| HEPTANE | 500 | ppm | 5000 | PASS | ND |
| TRICHLOROETHYLENE | 2.5 | ppm | 80 | PASS | ND |
| TOLUENE | 15 | ppm | 890 | PASS | ND |
| TOTAL XYLENES - M, P & O - DIMETHYLBENZENE | 15 | ppm | 2170 | PASS | ND |



Residual Solvents

PASSED

| | | | |
|-------------------------|---------------------------|---|----------------------------|
| Analyzed by 1 | Weight 0.02043g | Extraction date 03/18/22 03:03:57 | Extracted By 138 |
|-------------------------|---------------------------|---|----------------------------|

Analysis Method -SOP.T.40.032
Analytical Batch -KN002119SOL
Instrument Used : E-SHI-106 Residual Solvents
Running On : 03/18/22 15:43:07
Batch Date : 03/18/22 08:41:10

Reviewed On - 03/23/22 16:46:16

Dilution : 1
Reagent :
Consumables : R2017.099; G201.120

Residual solvents screening is performed using GC-MS which can detect below single digit ppm concentrations. Currently we analyze for 22 residual solvents. (Method: SOP.T.40.032 Residual Solvents Analysis via GC-MS). Analytes ISO pending. *Based on FL action limits.

This report shall not be reproduced, unless in its entirety, without written approval from Kaycha Labs. This report is an Kaycha Labs certification. The results relate only to the material or product analyzed. Test results are confidential unless explicitly waived otherwise. Void after 1 year from test end date. Cannabinoid content of batch material may vary depending on sampling error. IC=In-control QC parameter, NC=Non-controlled QC parameter, ND=Not Detected, NA=Not Analyzed, ppm=Parts Per Million, ppb=Parts Per Billion. Limit of Detection (LoD) and Limit Of Quantitation (LoQ) are terms used to describe the smallest concentration that can be reliably measured by an analytical procedure. RPD=Reproducibility of two measurements. Action Levels are State determined thresholds for human safety for consumption and/or inhalation. The result >99% are variable based on uncertainty of measurement (UM) for the analyte. The UM error is available from the lab upon request.The "Decision Rule" for the pass/fail does not include the UM. The limits are based on F.S. Rule 64-4.310.

Sue Ferguson
 Lab Director
 State License # n/a
 ISO Accreditation # 17025:2017


 Signature

03/30/22
 Signed On

Certificate of Analysis



PASSED

Experiace CBD
1455 Commerce Place
Myrtle Beach, SC 29577

Sample : KN20318001-001
Harvest/Lot ID: 10055
Batch# : 0055
Sampled : 03/14/22
Ordered : 03/14/22

Sample Size Received : 10 gram
Total Weight/Volume : N/A
Completed : 03/30/22 Expires: 03/30/23
Sample Method : SOP Client Method

Page 4 of 4

| | | | | | |
|---|-------------------|---------------|---|-------------------|---------------|
|  | Microbials | PASSED |  | Mycotoxins | PASSED |
|---|-------------------|---------------|---|-------------------|---------------|

| Analyte | LOD | Result | Pass / Fail |
|-------------------------------|-------|--------|-------------|
| LISTERIA MONOCYTOGENE | 2000 | ND | PASS |
| ESCHERICHIA COLI SHIGELLA SPP | 1726 | ND | PASS |
| SALMONELLA SPECIFIC GENE | 10000 | ND | PASS |
| ASPERGILLUS FLAVUS | 10000 | ND | PASS |
| ASPERGILLUS FUMIGATUS | 10000 | ND | PASS |
| ASPERGILLUS NIGER | 10000 | ND | PASS |
| ASPERGILLUS TERREUS | 10000 | ND | PASS |

Analysis Method -SOP.T.40.043
Analytical Batch -KN002125MIC Batch Date : 03/18/22 12:25:15
Instrument Used : Micro E-HEW-069
Running On :

| Analyzed by | Weight | Extraction date | Extracted By |
|-------------|---------|-------------------|--------------|
| 1 | 1.0046g | 03/18/22 12:03:48 | 1692 |

Dilution : 1
Reagent :
Consumables :

Microbiological testing for Fungal and Bacterial Identification via Polymerase Chain Reaction (PCR) method consisting of sample DNA amplified via tandem Polymerase Chain Reaction (PCR) as a crude lysate which avoids purification. (Method SOP.T.40.043) If a pathogenic Escherichia Coli, Salmonella, Aspergillus fumigatus, Aspergillus flavus, Aspergillus niger, or Aspergillus terreus is detected in 1g of a sample, the sample fails the microbiological-impurity testing.

| Analyte | LOD | Units | Result | Pass / Fail | Action Level |
|------------------|-------|-------|--------|-------------|--------------|
| AFLATOXIN G2 | 0.002 | ppm | ND | PASS | 0.02 |
| AFLATOXIN G1 | 0.002 | ppm | ND | PASS | 0.02 |
| AFLATOXIN B2 | 0.002 | ppm | ND | PASS | 0.02 |
| AFLATOXIN B1 | 0.002 | ppm | ND | PASS | 0.02 |
| OCHRATOXIN A+ | 0.002 | ppm | ND | PASS | 0.02 |
| TOTAL MYCOTOXINS | 0.002 | ppm | ND | PASS | |

Analysis Method -SOP.T.30.060, SOP.T.40.060
Analytical Batch -KN002122MYC | Reviewed On - 03/18/22 15:33:32
Instrument Used : E-SHI-125 Mycotoxins
Running On : 03/18/22 11:04:40 | Batch Date : 03/18/22 09:41:28

| Analyzed by | Weight | Extraction date | Extracted By |
|-------------|---------|-------------------|--------------|
| 143 | 0.5876g | 03/18/22 11:03:23 | 143 |

Aflatoxins B1, B2, G1, G2, and Ochratoxins A testing using LC-MS. (Method: SOP.T.30.060 for Sample Preparation and SOP.T40.060 Procedure for Mycotoxins Quantification Using LCMS. LOQ 1.0 ppb). Total Aflatoxins (Aflatoxin B1, B2, G1, G2) must be <20µg/Kg. Ochratoxins must be <20µg/Kg. Analytes ISO pending. *Based on FL action limits.

| | | |
|---|---------------------|---------------|
|  | Heavy Metals | PASSED |
|---|---------------------|---------------|

| Metal | LOD | Unit | Result | Pass / Fail | Action Level |
|------------|------|------|--------|-------------|--------------|
| ARSENIC-AS | 0.02 | ppm | ND | PASS | 1.5 |
| CADMIUM-CD | 0.02 | ppm | ND | PASS | 0.5 |
| MERCURY-HG | 0.02 | ppm | ND | PASS | 3 |
| LEAD-PB | 0.02 | ppm | ND | PASS | 0.5 |

| Analyzed by | Weight | Extraction date | Extracted By |
|-------------|--------|-----------------|--------------|
| 12 | 7g | NA | NA |

Analysis Method -SOP.T.40.050, SOP.T.30.052
Analytical Batch -KN002113HEA | Reviewed On - 03/18/22 19:49:39
Instrument Used : Metals ICP/MS
Running On : | Batch Date : 03/16/22 14:57:37

Dilution : 1
Reagent : 121421.03; 011022.R08; 020422.R07; 011022.R07
Consumables : 107702-05-081520; 12235-110CD-110C

Heavy Metals screening is performed using ICP-MS (Inductively Coupled Plasma - Mass Spectrometer) which can screen down to below single digit ppb concentrations for regulated heavy metals using Method SOP.T.30.052 Sample Preparation for Heavy Metals Analysis via ICP-MS and SOP.T.40.050 Heavy Metals Analysis via ICP-MS.

This report shall not be reproduced, unless in its entirety, without written approval from Kaycha Labs. This report is an Kaycha Labs certification. The results relate only to the material or product analyzed. Test results are confidential unless explicitly waived otherwise. Void after 1 year from test end date. Cannabinoid content of batch material may vary depending on sampling error. IC=In-control QC parameter, NC=Non-controlled QC parameter, ND=Not Detected, NA=Not Analyzed, ppm=Parts Per Million, ppb=Parts Per Billion. Limit of Detection (LoD) and Limit Of Quantitation (LoQ) are terms used to describe the smallest concentration that can be reliably measured by an analytical procedure. RPD=Reproducibility of two measurements. Action Levels are State determined thresholds for human safety for consumption and/or inhalation. The result >99% are variable based on uncertainty of measurement (UM) for the analyte. The UM error is available from the lab upon request.The "Decision Rule" for the pass/fail does not include the UM. The limits are based on F.S. Rule 64-4.310.

Sue Ferguson
Lab Director

State License # n/a
ISO Accreditation # 17025:2017



Signature

03/30/22

Signed On