

Get started



**Download the
LIFX app to begin.**



Get me set up quick!

Ok, here's the basics of what we're going to do...

1. Download and login to the LIFX app
2. Connect your LIFX light to power.

Pair your device in the way that best suits you.

WE'LL SHOW YOU HOW AS SOON AS YOU'RE POWERED UP.



2.4 GHz

Technical Stuff:

You'll need a device running **iOS 14.0+** or **Android 8.0+** and a 2.4 GHz **Wi-Fi internet connection**.

Not sure what that is? See the page 'Your Wi-Fi'.

How do I turn it on?

Use the instructions here to assemble the pieces, then either plug it in or clamp it to your ground wire like other low voltage garden accessories.

Be safe! Make sure you read the caution notes.



Prefer to watch videos?
Text here too small or long?
Visit lifx.com/getstarted

**FOR SETUP VIDEOS, INSPIRATION PICS,
DIGITAL MANUALS & MORE...**

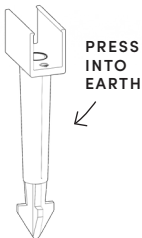


GET IT IN THE SHAPE AND POSITION YOU WANT

Affixing the flex

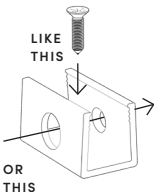
Use the accessories provided to install your LIFX Outdoor Neon Flex to suit your space

In the Ground.



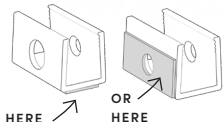
Attach to Surfaces.

ATTACH WITH SCREWS



Your LIFX Neon Flex can be pressed into the channels provided. Use the screws or adhesive (as preferred) to place them first and create the desired shape.

ATTACH WITH DOUBLE SIDED ADHESIVE...



CHOOSE HOW YOU WANT TO POWER IT


Connecting to a low voltage system?

You'll be attaching the connecting piece to clamp to your wiring.

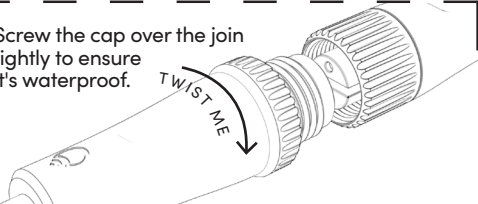


Connecting to an outlet?

Choose the connector with the plug at the end.



Screw the cap over the joint tightly to ensure it's waterproof.



 CLOSE UP

CONNECT TO POWER

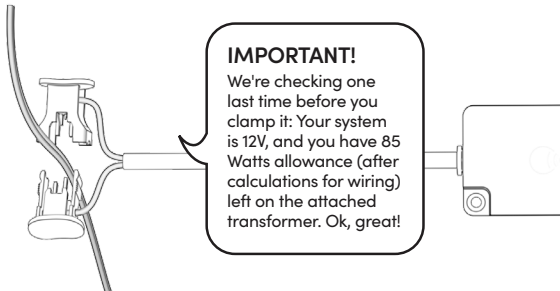
Safety first... 

Plug in option.

Easy! Just plug it in to an appropriate outdoor outlet and you're ready to go.

Low Voltage wiring.

Clamp the provided cable to your low voltage system wire, as you would any other accessory lighting product for your setup.



Cautions:

READ AND FOLLOW ALL SAFETY INSTRUCTIONS

- If using the Low Voltage wire connector, connect this product **ONLY** to a 12V low voltage system with appropriate Wattage allowance available.
- If using the plug connector, do not use with an extension cord unless the plug can be fully inserted. Do not alter or replace the plug.
- Do not mount or place near gas or electric heaters, fireplace, candles, or other similar sources of heat.
- Do not close doors or windows on the product or extension cords as this may damage the wire insulation.
- Do not use with an extension cord unless the plug can be fully inserted. Do not alter or replace the plug.
- Do not mount or place near gas or electric heaters, fireplace, candles, or other similar sources of heat.
- Do not secure the wiring of the product with staples, nails, or sharp hooks. **DO NOT DAMAGE THE WIRE.**
- Do not use product for other than its intended use.
- Do not cover the product with cloth, paper or any material not part of the product when in use.
- Keep away from any combustible surface.
- Read and follow all instructions that are on the product or provided with the product.
- This product should be installed out of the reach of children.
- Do not bury the wire more than 6" underground.

Warning:

1. To avoid risk of shock, always make sure the product is disconnected from power before assembling, disassembling, installing, relocating, servicing or cleaning it.
2. Do not overload. Check that the Watts used by this product are within the load limit of your transformer.
3. Make sure all connectors are tightly secured to prevent water entry. Do not submerge.
4. The instructions in this manual are not intended to cover every possible installation, operation, maintenance, or mounting situation.

CHOOSE HOW YOU WANT TO PAIR IT

Download the LIFX App (if you haven't yet)
and sign in. Make sure your light is on.

KEEP IT SIMPLE.

**Open your LIFX app
and hit the + button
in the bottom right.
We'll guide you
through from there.**

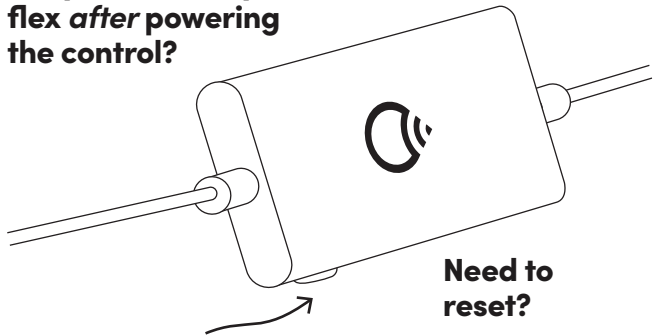
You can use
the code on the back
of this manual for quick
setup once you're in
there, and you won't
need any extras.

USING MATTER?

Scan the code on the
back of this manual.
Pick the smart home
platform you want to
add your light to.

To use Matter home and away,
you'll need a Google, Apple or
other smart home hub that's
Matter-enabled*. Devices with
older hardware may not be
compatible.

Did you connect your flex *after* powering the control?



Press the button on the control in for 2-3 seconds. A light will run down the full length of the Neon Flex as it detects it. If it was connected before you plugged in the controller, it will automatically run this count.

Need to reset?

Press the button for 5-7 seconds. You might do this if the flex isn't lighting up or counting pieces. This puts it back to original factory settings.

Your Wi-Fi:

Router	802.11 b/g/n	WPA2 security compatible
--------	--------------	--------------------------

LIFX lights connect to your 2.4 Ghz Wi-Fi frequency network, which all routers can be set up for. This offers better range and stability for devices. You may also have a 5 Ghz connection, so if you're not sure which is which, check the current Wi-Fi you're connected to by pressing the Wi-Fi icon on your phone while connected and look at the listed details to find the frequency.

Connection troubles?

Wi-Fi waves can be interrupted by materials like concrete or mirrors. If your signal is weak, try moving your product near your router for setup as it will need a stable connection to complete. If you have lots of devices connected to your router, check the recommended amount. Some routers can handle many devices, others can only support a few.

I've set up a new network / changed my password, how do I reconnect my lights ?

If you've changed your Wi-Fi password or set up a new router with a new password, you'll need to reset your lights (as above) and reconnect them with the new Wi-Fi information and security. If you've moved house but your network is named the same and has the same password, your lights are all ready to go!

Need more help? Visit the LIFX Help Center at support.lifx.com

Regulations & Compliance.

FCC Compliance Statement U.S.

This equipment has been tested and found to comply with the limits for a Class B digital device, under Part 15 of the FCC Rules. These limits provide reasonable protection against harmful interference in a residential installation.

This equipment generates, uses and can radiate radio frequency energy and, if not installed and used under the instructions, may interfere with radio or television reception, which can be determined by turning the equipment off and on. The user is encouraged to correct the interference by one or more of the following measures:

- Reorient or relocate the receiving antenna
- Increase the separation between the equipment and the receiver
- Connect the equipment into an outlet on a circuit different from that to which the receiver is connected
- Consult the dealer or an experienced radio/TV technician for help

Changes or modifications not approved by LIFX may void the user's authority to operate the equipment.

This device complies with Part 15 of the FCC Rules.

Operation is subject to the following two conditions: (1) This device may not cause harmful interference, and (2) this device must accept any interference received, including interference that may cause undesired operation.

Contains FCC ID: SYW-LCM4

Changes & modification

Changes or modifications made to this device may void certification of the device. Changes or modifications made to this unit not expressly approved by the party responsible for compliance could void the user's authority to operate the equipment.

Frequency Information

Frequency Range (US & Canada): 2412-2472 MHz;
Maximum radio-frequency power transmitted: 22.50dBm;
Modulation type: IEEE 802.11 b/g/n/ax

Installation requirements & recommendation

It is recommended that LIFX products be installed away from other devices designed to receive or transmit radio signals. It is recommended

LIFX products be installed and operated at a minimum distance of 30 cm from the body.

Interference

LIFX has been designed to minimize interference with other radio, broadcast or receiving devices.

The manufacturer is not responsible for any interference caused as a result of modifications to the product or by failure to adhere to the recommendations in this document and at support.lifx.com. This device generates radio frequency energy and, if not installed in accordance with the "recommended installation requirements" may cause harmful interference to radio communication devices. If the device is causing radio interference it is recommended that the user try:

- a. relocating the device to a different place;
- b. adjust the antenna on the receiving device;
- c. consult a technician experienced in radio interference.

Notices

- This device is not intended for use with emergency exits
- Only use the control provided with or specified by these instructions.

LIFX is not designed for use in:

- Excessively hot environments (e.g. close to ovens, radiators, heaters, etc.)
- Regions or countries other than that in which the product was intended for

When using LIFX

- To avoid risk of shock, always make sure the product is unplugged from the electrical outlet before assembling, disassembling, installing, relocating, servicing or cleaning it.
- Do not open device, as this will void the warranty. If cleaning the product, use a soft dry cloth, do not use cleaning agents.

Limited Warranty

General

Feit Electric Co ("LIFX") warrants the LIFX bulb (the "Product"), and only the Product, against defects in materials and workmanship under normal use ("Defect") for a period of TWO YEARS (730 days) from the date of retail purchase by the original purchaser ("Warranty Period"). Under this Limited Warranty, if a defect arises and a valid claim is received by LIFX within the Warranty Period, at its option and to the extent permitted by law, LIFX will either: 1. repair the Product at no charge, using new or refurbished replacement parts --or-- 2. exchange the Product with a new or refurbished Product. In the event of a defect, to the extent permitted by

law, these are your sole and exclusive remedies. A replacement Product or part assumes the remaining warranty of the original Product or ninety (90) days from the date of replacement or repair, whichever is longer. When a Product or part of the Product is exchanged, any replacement item becomes your property and the replaced item becomes LIFX's property. Parts provided by LIFX in fulfillment of its warranty obligation must be used in Products for which warranty service is claimed.

Exclusions & Limitations

This Limited Warranty applies only to the Product manufactured by or for LIFX that can be identified by the "LIFX trademark, trade name, or logo affixed to it. The Limited Warranty does not apply to any (a) LIFX products and services other than the Product, (b) non-LIFX hardware product, (c) consumables (such as batteries), or (d) software, even if packaged or sold with the Product or embedded in the Product. Refer to the licenses accompanying the software for details of your rights with respect to its use. LIFX does not warrant that the operation of the Product will meet your needs or requirements or be uninterrupted or error free. LIFX is not responsible for damage arising from failure to follow instructions relating to the Product's use or from failures resulting from inadequate electrical supply or internet access. This warranty does not apply to a Product or part of the Product that has been altered or modified (e.g. to alter functionality or capability) by anyone who is not a representative of LIFX or if the Product is inserted or installed in a casing not provided by LIFX. In addition, this Limited Warranty does not apply to Defects or damage caused by (a) use with non-LIFX products; (b) accident, abuse, misuse, flood, fire, earthquake or other external causes or abnormal conditions; (c) operating the product outside the permitted or intended uses

or conditions described by LIFX or with improper voltage or power supply; or (d) service (including upgrades and expansions) performed by anyone who is not a representative of LIFX. Recovery and re-installation of software programs and user data are not covered under this Limited Warranty. This Limited Warranty does not cover the cost of returning the Product to LIFX; this is your responsibility. No LIFX reseller, agent, or employee is authorized to make any modification, extension, or addition to this Limited Warranty. If any term is held to be illegal or unenforceable, the legality or enforceability of the remaining terms shall not be affected or impaired.

EXCLUSIVE WARRANTIES

THE WARRANTIES SET FORTH HEREIN ARE THE EXCLUSIVE WARRANTIES PROVIDED BY LIFX, AND EXCEPT TO THE EXTENT PROHIBITED BY APPLICABLE LAW, ALL OTHER WARRANTIES,

WHETHER EXPRESS OR IMPLIED WARRANTIES (INCLUDING WARRANTIES OF MERCHANTABILITY, FITNESS FOR A PARTICULAR PURPOSE AND NON INFRINGEMENT) ARE HEREBY EXCLUDED.

LIMITATION OF DAMAGES

EXCEPT TO THE EXTENT PROHIBITED BY APPLICABLE LAW, LIFX SHALL NOT BE LIABLE FOR ANY INCIDENTAL, INDIRECT, SPECIAL, OR CONSEQUENTIAL DAMAGES RESULTING FROM ANY USE OF THE PRODUCT OR BREACH OF EXPRESS OR IMPLIED WARRANTY OR CONDITION, OR UNDER ANY OTHER LEGAL THEORY. LIFX'S LIABILITY FOR DAMAGES RESULTING FROM ANY USE OF THE PRODUCT OR BREACH OF EXPRESS OR IMPLIED WARRANTY OR CONDITION, OR UNDER ANY OTHER LEGAL THEORY WILL BE LIMITED TO THE ORIGINAL COST PAID FOR OF THE DEFECTIVE PRODUCT.

Consumer Protection

Some states do not allow the exclusion or limitation of incidental or consequential damages, or allow limitations on how long an implied warranty lasts, so the above limitations or exclusions may not apply to you. This warranty gives you specific legal rights, and you may also have other rights that vary by state to state.

Governing Law and Arbitration

This Limited Warranty shall be governed by the laws of the State of California without giving effect to any conflict of laws principles that may provide the application of the law of another jurisdiction and without regard to the Convention on Contracts for the International Sale of Goods. Any claim or dispute in connection with this Limited Warranty shall be resolved in a cost effective manner through binding non appearance based arbitration. The arbitration shall be initiated through an

established alternative dispute resolution provider mutually agreed upon by the parties. The alternative dispute resolution provider and the parties must comply with the following rules: a) the arbitration shall be conducted by telephone, online and/ or be solely based on written submissions, the specific manner shall be chosen by the party initiating the arbitration; b) the arbitration shall not involve any personal appearance by the parties or witnesses unless otherwise mutually agreed by the parties; and c) any judgment on the award rendered by the arbitrator may be entered in any court of competent jurisdiction. If the foregoing arbitration clause does not apply for any reason, you agree to submit to the personal jurisdiction of the state courts located within San Francisco County, California and the federal courts in the Northern

District of California for the purpose of litigating all such claims or disputes, which courts shall have exclusive jurisdiction of such claims or disputes. Notwithstanding the foregoing, LIFX may seek injunctive or other equitable relief to protect its intellectual property rights in any court of competent jurisdiction.

FEIT ELECTRIC CO. is the exclusive owner of rights and interests in and to the mark LIFX and the LIFX logo. Covered by patents. lifx.com/patents

Product Details

Chromaticity co-ordinates: colored light

$$x < 0,270 \text{ or } x > 0,530$$

$$y < -2,3172 x^2 + 2,3653 x - 0,2199$$

$$\text{or } y > -2,3172 x^2 + 2,3653 x - 0,1595$$



Minimum starting temperature.



Reaches 100% brightness in 1 second or less.



High quality LEDs rated for 25,000 hours of use.



Connects to your routers 2.4GHz Wi-Fi band.



RoHS



Intertek

Wi-Fi 802.11 b/g/n
12-15V AC 60Hz or
12-15V DC Rating
(Input)

!

SUPER QUICK SETUP



IMPORTANT!

You'll want to keep this code for later.

LIFX works diligently to ensure that LIFX products and their packaging materials comply with all relevant regulations in the regions we supply. We will also provide on request information regarding compliance if it is not immediately available at the link below.

See lifx.com/compliance for notices for your region.

© 2023, All rights reserved.

This is your matter code. It's for quick setup and a more connected smart home experience.

Awesome, right?

Scan this when your LIFX product is powered up to and it'll guide you through.